

# OKLAHOMA

## MEN'S BASKETBALL

**Mike Houck, Associate Communications Director**

McClendon Center for Intercollegiate Athletics

180 West Brooks, Suite 2525 | Norman, OK 73019

Office: (405) 325-8227 | Cell: (405) 249-5892 | E-Mail: mhouck@ou.edu

www.SoonerSports.com | Twitter: @SoonerSportscom; @SoonerHoops; @LonKruger

26 NCAA Tournaments | 4 Final Fours | 14 Conference Championships | 30 All-Americans | 27 Postseason Appearances In The Last 30 Years

**Oklahoma Schedule/Results**

N1	NORTHEASTERN STATE (Ex.)	W	85-51
N6	WASHBURN (Ex.)	W	85-59

N11	IDAHO STATE	W	78-74
N18	COPPIN STATE	W	92-65
N24	vs. Washington State #	W	74-59
N25	vs. Santa Clara #	W	85-73
N27	vs. Saint Louis #	L	63-83

D2	SACRAMENTO STATE	W	82-53
D8	ORAL ROBERTS	W	73-59
D10	ARKANSAS	W	78-63
D17	vs. Houston \$	W	79-74
D21	SOUTH CAROLINA STATE	W	83-48
D29	at Cincinnati %	L	55-56
D31	NORTHWESTERN STATE	W	83-63

J3	at Missouri	L	49-87
J7	KANSAS	L	61-72
J9	at Oklahoma State	L	65-72
J14	KANSAS STATE	W	82-73
J17	TEXAS TECH	W	64-55
J21	at Texas A&M	L (OT)	75-81
J24	BAYLOR	L	65-77
J28	at Kansas State	W	63-60

F1	at Kansas	L	62-84
F4	IOWA STATE	L	70-77
F6	MISSOURI	L	68-71
F11	at Texas Tech	L	47-65
F14	TEXAS	L	58-69
F18	at Iowa State	12:30 p.m.	Big 12
F22	OKLAHOMA STATE	7 p.m.	Big 12
F25	at Baylor	12:30 p.m.	Big 12
F29	at Texas	8 p.m.	ESPN2

M3	TEXAS A&M	3 p.m.	Big 12
M7-10	Big 12 Championship ^	TBD	B12/ESPN
M15-18	NCAA First/Second Rounds	TBD	CBS
M22-25	NCAA Regionals	TBD	CBS
M31/A2	NCAA Final Four	TBD	CBS

All times Central and subject to change

# 76 Classic (Anaheim, Calif.)

\$ All-College Classic (Oklahoma City)

% at U.S. Bank Arena

"Big 12" is Big 12 Network regional television

**Radio (Sooner Sports Network)**

Play-by-Play.....Toby Rowland

Analyst.....Mike Houck

**TV (Big 12 Network)**

Play-by-Play.....Chad McKee

Analyst.....Rich Zvosec

OKLAHOMA (13-12, 3-10)  
**SOONERS****At a Glance**

Date.....Saturday, Feb. 18  
 Site.....Ames, Iowa  
 Tip Time.....12:47 p.m. CT  
 Radio.....KOCB 1520 AM in OKC;  
 .....KTbz 1430 AM in Tulsa  
 TV.....KOCB Ch. 34 in OKC; KTUL Ch. 8 in Tulsa  
 Series.....Oklahoma leads 110-78  
 Last Meeting.....ISU won 77-70 (2/4/12)

IOWA STATE (18-8, 8-5)  
**CYCLONES****PROJECTED OKLAHOMA STARTERS**

**4 ANDREW FITZGERALD • F**  
 6-8 • 247 • Jr. • Baltimore, Md.  
 Brewster Academy (N.H.)

PTS	REB	FG%	MIN
13.1	4.7	.490	27.5



**NOTES:** Has scored in double figures in 18 of the last 20 games (averaging 14.3 points on .504 field goal shooting in those 20 outings) ... Turned in a career-high 27-point performance vs. Iowa State Feb. 4 (11-for-19 field goal shooting) ... Ranks 11th in the Big 12 with his 13.9 points per league game ... Has 58 offensive rebounds and 59 defensive on the year ... An honorable mention All-Big 12 selection last year ... Has started 58 straight games.

**24 ROMERO OSBY • F**  
 6-8 • 232 • Jr. • Meridian, Miss.  
 Mississippi State University

PTS	REB	FG%	MIN
12.2	7.6	.476	30.1



**NOTES:** Averaging 13.5 points and team-high 6.5 rebounds in Big 12 play ... Leads league with 3.0 offensive boards per game and ranks third with six double-doubles ... Has grabbed at least 10 boards eight times ... Has scored at least 15 points in seven of last 11 contests (career-high 19 Feb. 1 at Kansas) ... Has 68 free throw attempts over last 11 games ... Has 32 of team's 56 dunks (57%) ... Leads team with 11 charges taken (six in last seven games).

**1 SAM GROOMS • G**  
 6-1 • 203 • Jr. • Greensboro, N.C.  
 Chipola College (Fla.)

PTS	REB	AST	MIN
6.4	2.9	6.2	31.6



**NOTES:** Has started all 25 games at point guard ... Leads Big 12 in assists (6.2) and assist-to-turnover ratio (3.1) ... Averaging 6.8 assists and 1.8 turnovers in Big 12 play ... Has 64 assists and 13 turnovers over the last eight games (4.9 ratio) ... Has recorded at least six assists 16 times (each of last eight games) ... Has 17 games of two or fewer turnovers (eight of last nine outings) ... Rated as country's No. 3 juco prospect last year by JucoRecruiting.

**2 STEVEN PLEDGER • G**  
 6-4 • 222 • Jr. • Chesapeake, Va.  
 Atlantic Shores Christian School

PTS	REB	3FG%	MIN
17.3	4.1	.432	32.8



**NOTES:** Dec. 19 and Jan. 30 Big 12 Player of the Week ... Ranks No. 4 in Big 12 in scoring (17.3) and No. 2 in 3's per game (2.7) ... Ranks seventh in league in FG% (.474), fourth in 3-point FG% (.432) and fifth in FT% (.849) ... Has seven 20-plus scoring efforts this season (recorded three all of last year) ... Had made 44 of 46 FT attempts but has made just one of last five ... Scored career-high 38 points last year at Iowa State (seven 3-point makes).

**21 CAMERON CLARK • G**  
 6-6 • 198 • So. • Sherman, Texas  
 Sherman High School

PTS	REB	AST	MIN
7.8	4.1	1.2	25.9



**NOTES:** Has started 54 of his 57 career games ... Coming off a 13-point, team-high 7-rebound game against Texas ... 13 points vs. UT were his most in 16 outings ... Averaging 6.7 points over last 18 games after averaging 14.0 previous five ... All five of his 3-pointers came in back-to-back December games ... Shot .474 from field last year but owns a .393 mark this season ... Grabbed a career-high-tying 11 rebounds Feb. 4 vs. Iowa State in Norman.

**OKLAHOMA'S TOP RESERVES**

No.	Name	Position	Height	Weight	Class	Points	Rebounds	Assists	Minutes
15	Tyler Neal	F	6-7	227	So.	4.0	2.5	0.6	13.0
14	Carl Blair	G	6-2	205	Jr.	3.6	2.4	2.7	16.2
5	C.J. Washington	F	6-7	230	Sr.	2.0	3.3	0.3	10.8
32	Casey Arent	C	6-10	227	Jr.	1.2	2.0	0.0	6.8
31	Barry Honoré	F	6-7	270	Sr.	0.8	0.9	0.1	4.7

**PROJECTED IOWA STATE STARTERS**

No.	Name	Position	Height	Weight	Class	Points	Rebounds	Assists	Minutes
3	Melvin Ejim	F	6-6	220	So.	8.9	6.4	1.1	23.0
30	Royce White	F	6-8	270	So.	13.2	9.2	4.8	30.6
2	Chris Babb	G	6-5	225	Jr.	8.8	4.2	1.7	33.1
4	Chris Allen	G	6-3	205	Sr.	12.3	2.5	2.3	29.4
11	Scott Christopherson	G	6-3	195	Sr.	10.8	3.0	2.1	31.1

## Head Coach Lon Kruger

► Lon Kruger was named Oklahoma's 14th head men's basketball coach on April 1, 2011.

► Owns a 492-316 (.609) collegiate record over 25 years.

► Has coached at Texas-Pan American (52-59 record from 1982-86), Kansas State (81-46 from 1986-90), Florida (104-80 from 1990-96), Illinois (81-48 from 1996-00) and UNLV (161-71 from 2004-11).

► Served as head coach of NBA's Atlanta Hawks from 2000-03 (69-122 record) and was an assistant for New York Knicks (2003-04 season).

► Averaged 25.4 wins at UNLV over the last five years (four NCAA appearances and one NIT trip) and won at least 21 games each of those five seasons.

► Coached UNLV to a 55-25 (.688) Mountain West Conference record the last five seasons.

► Has taken teams to 13 NCAA Tournaments (14-13 record) and four NITs (4-5 record).

► Coached Florida to the 1994 Final Four, Kansas State to the 1988 Elite Eight and UNLV to the 2007 Sweet 16.

► Has led all five of the college programs he has coached to 20-win seasons.

► Is one of five coaches in Division I college basketball history to take four different schools to the NCAA Tournament and is one of three coaches to win an NCAA Tournament game at four schools.

► Is one of just two head coaches in Division I history to lead at least four different schools to multiple NCAA Tournament wins.

► Is one of four coaches to lead three different schools to NCAA Sweet 16 appearances.



## Lon Kruger Year by Year

Year	School	Record	Pct.
1982-83	Pan American	7-21	.250
1983-84	Pan American	13-14	.481
1984-85	Pan American	12-16	.429
1985-86	Pan American	20-8	.714
1986-87	* Kansas State	20-11	.645
1987-88	* Kansas State	25-9	.735
1988-89	* Kansas State	19-11	.633
1989-90	* Kansas State	17-15	.531
1990-91	Florida	11-17	.393
1991-92	^ Florida	19-14	.576
1992-93	^ Florida	16-12	.571
1993-94	* Florida	29-8	.784
1994-95	* Florida	17-13	.567
1995-96	Florida	12-16	.429
1996-97	* Illinois	22-10	.688
1997-98	* Illinois	23-10	.697
1998-99	Illinois	14-18	.438
1999-00	* Illinois	22-10	.688
2004-05	^ UNLV	17-14	.548
2005-06	UNLV	17-13	.567
2006-07	* UNLV	30-7	.811
2007-08	* UNLV	27-8	.771
2008-09	^ UNLV	21-11	.656
2009-10	* UNLV	25-9	.735
2010-11	* UNLV	24-9	.727
2011-12	Oklahoma	13-12	.520
<b>Totals</b>		<b>492-316</b>	<b>.609</b>

\* NCAA Tournament

^ National Invitation Tournament

## SATURDAY'S GAME BASICS

Looking to snap a five-game losing streak, Oklahoma (13-12, 3-10) goes back to the site of last year's lone road win when it plays at Iowa State (18-8, 8-5) on Saturday at 12:30 p.m. CT. The Sooners, coming off a 69-58 home loss to Texas on Tuesday, are 1-6 in true road games this season. The Cyclones have lost two of their last three outings after winning five of their previous six. They are 13-2 at home on the year. Saturday's contest will air on the Sooner Radio Network (KOKC AM 1520 in Oklahoma City; KTBU AM 1430 in Tulsa) with **Toby Rowland** and **Mike Houck** announcing. The game will be televised by the Big 12 Network (KOCB Ch. 34 in OKC; KTUL Ch. 8 in Tulsa; ESPN Full Court) with **Chad McKee** and **Rich Zvosec** calling the action.

## SOONER STORYLINES

► Oklahoma holds a 110-78 all-time advantage over Iowa State and is 37-45 against the Cyclones in Ames. The Sooners have won five of the last six overall meetings and each of the last two at Hilton Coliseum.

► Iowa State posted a 77-70 win over OU in Norman on Feb. 4 with the help of 15-for-30 3-point shooting. The Cyclones' 15 treys were an OU opponent record.

► Last year in Ames, OU's **Steven Pledger** scored 12 of his career-high 38 points in overtime and led the Sooners to an 82-76 win (their only road win of the season). He was 7-for-13 from 3-point range and scored 17 of the Sooners' final 21 points. The 38 points were fifth most by a guard in OU history.

► A win Saturday would be the Sooners' 14th this season, matching last season's total and surpassing the previous year's 13 victories.

► In its three Big 12 wins, Oklahoma has held opponents to .379 field goal shooting. In OU's 10 Big 12 losses, opponents are shooting .494 from the field.

► The junior trio of Pledger, **Andrew Fitzgerald** and **Romero Osby** has accounted for 68 percent of the team's points in Big 12 play (564 of 829) and 49 percent of its rebounds (193 of 395).

► OU is the only school in the Big 12 with three players ranked in the top 15 in scoring in league play. Pledger averages 15.9 points a game (ranks seventh) and is followed by Fitzgerald (13.9; ranks 11th) and Osby (13.5; 14th).

► OU has been held to an average of 3.7 3-point makes in Big 12 play (ranks last in league) and Pledger has 33 of the team's 48 conversions (69 percent). OU's Big 12 opponents have made twice as many 3-pointers (95) as the Sooners. Iowa State averages a league-high 8.8 treys per Big 12 game.

► In OU's wins, Pledger is averaging 20.8 points on .578 field goal shooting. In the team's losses, he is averaging 13.7 points on .376 shooting. Last year he averaged 15.4 points in wins and 7.4 points in defeat.

► Rebounding was a major strength for Oklahoma in non-conference play. The Sooners finished that portion of their schedule with a +10.4 average rebounding margin. They have been outboarded in seven of their 13 league games, however, and own a -1.4 average margin in those 13. OU boasts a 347-275 offensive rebounding advantage on the year.

## Stats Comparison



CATEGORY	OU	I STATE
Overall Record	13-12	18-8
Points Per Game	70.2	73.4
Opp. Points Per Game	68.5	66.5
Rebounds Per Game	37.5	36.3
Rebounding Margin	+4.3	+4.1
Field Goal Pct.	.435	.449
Opp. Field Goal Pct.	.431	.435
3-Point Pct.	.369	.380
Opp. 3-Point Pct.	.333	.304
Free Throw Pct.	.725	.680
Personal Fouls Per Game	17.6	15.8
Assists Per Game	14.2	14.2
Turnovers Per Game	12.8	12.4
Blocked Shots Per Game	3.1	2.9
Steals Per Game	6.5	5.7



► Steven Pledger

## OKLAHOMA NUMERICAL ROSTER

No.	Name	Position	Height	Weight	Class	Hometown (Last School)
1	Sam Grooms	G	6-1	203	Jr.	Greensboro, N.C. (Chipola College [Fla.])
2	Steven Pledger**	G	6-4	222	Jr.	Chesapeake, Va. (Atlantic Shores Christian School)
3	T.J. Franklin	G	5-11	175	Sr.	Fort Worth, Texas (North Crowley HS)
4	Andrew Fitzgerald**	F	6-8	247	Jr.	Baltimore Md. (Brewster Academy [N.H.])
5	C.J. Washington*	F	6-7	230	Sr.	Stringtown, Okla. (Connors State JC)
12	Jarrod Kruger#	G	6-1	174	So.	Topeka, Kan. (Kansas State University)
13	James Frascilla	G	5-10	142	Fr.	Dallas, Texas (Highland Park HS)
14	Carl Blair*	G	6-2	205	Jr.	Houston, Texas (University of New Orleans)
15	Tyler Neal*	F	6-7	227	So.	Oklahoma City, Okla. (Putnam City West HS)
21	Cameron Clark*	G	6-6	198	So.	Sherman, Texas (Sherman HS)
22	Amath M'Baye#	F	6-9	214	Jr.	Bordeaux, France (University of Wyoming)
24	Romero Osby	F	6-8	232	Jr.	Meridian, Miss. (Mississippi State University)
31	Barry Honoré*	F	6-7	270	Sr.	Garland, Texas (Southern University)
32	Casey Arent	C	6-10	227	Jr.	Penryn, Calif. (Sierra College)

\* Letters earned at Oklahoma #Sitting out 2011-12 season

## 2011-12 Big 12 Standings

Through Friday, Feb. 17

Team	Big 12			Overall		
	W	L	Pct.	W	L	Pct.
Missouri	11	2	.846	24	2	.923
Kansas	11	2	.846	21	5	.808
Baylor	9	4	.692	22	4	.846
Iowa State	8	5	.615	18	8	.692
Texas	7	6	.538	17	9	.654
Kansas State	6	7	.462	17	8	.680
Oklahoma State	5	8	.385	12	14	.462
Texas A&M	4	9	.308	13	12	.520
<b>Oklahoma</b>	<b>3</b>	<b>10</b>	<b>.231</b>	<b>13</b>	<b>12</b>	<b>.520</b>
Texas Tech	1	12	.077	8	17	.320



## Oklahoma Quick Facts

**Official Name:** University of Oklahoma

**Location:** Norman, Okla.

**Founded:** 1890

**Enrollment:** 30,754

**Nickname:** Sooners

**Colors:** Crimson and Cream

**President:** David L. Boren

**Athletics Director:** Joe Castiglione

**Arena:** Lloyd Noble Center (12,000)

**First Year of Basketball:** 1907-08

**NCAA Tournament Appearances:** 26

**NIT Appearances:** 7

**All-Time Record:** 1,538-990 (.608)

**Regular Season Conference Championships:** 14 (1928, 1929, 1939, 1940, 1942, 1944, 1947, 1949, 1979, 1984, 1985, 1988, 1989, 2005)

**Conference Tournament Championships:** 7 (1979, 1985, 1988, 1990, 2001, 2002, 2003)

**Head Coach:** Lon Kruger (Kansas State '75)

**Career Record:** 492-316 (26th year)

**Oklahoma Record:** 13-12 (first year)

**NCAA Appearances:** 13 (most recent 2011)

**NIT Appearances:** 4 (most recent 2009)

**Assistant Coaches:** Chris Crutchfield (Nebraska-Omaha '92), Steve Henson (Kansas State '90), Lew Hill (Wichita State '88)

**Director of Operations:** Mike Shepherd (Kansas State '92)

**Director of Student-Athlete Performance:** Jozsef Szendrei (Oklahoma '03)

**Video Coordinator:** Scott Thompson

**Equipment Manager:** Marco Griego

**Graduate Managers:** Wade Mason, Teddy Owens

**Athletics Trainer:** Alex Brown

**Team Physician:** Dr. Brock Schnebel

**Official Website:** SoonerSports.com

## FITZGERALD, HONORÉ, NEAL EARN ACADEMIC ALL-BIG 12 HONORS

Forwards **Andrew Fitzgerald**, **Barry Honoré** and **Tyler Neal** were each named to the Academic All-Big 12 Men's Basketball Team on Thursday as members of the second team. They were among 20 league honorees (11 first-team, nine second-team). It was the first such honor for each of the three.

## PLEDGER AMONG BIG 12'S OFFENSIVE LEADERS

► After averaging 8.6 points and shooting .386 from the field and .345 from 3-point range over his first two seasons, junior guard **Steven Pledger** is averaging 17.3 points this year while shooting .474 from the field and .432 from long distance. Pledger ranks second in the Big 12 in 3-pointers per game (2.7), fourth in 3-point field goal percentage, fourth in scoring, fifth in free throw percentage (.849) and seventh in field goal percentage.

► The Dec. 19 and Jan. 30 Big 12 Player of the Week, Pledger has scored in double figures in 22 of his 24 outings. He has scored at least 20 points seven times after doing it three times all of last year, and has netted at least 15 points on nine other occasions.

► Pledger has already made 32 more field goals (144) in 24 games this year than he did in 32 games last season (112). He has played 204 fewer minutes this season than last.

► Pledger needs just 51 points to become the 38th player in OU history to score 1,000 in a career. Only 28 players in school history reached 1,000 points prior to their fourth playing year. He already ranks fifth (tied with **Ryan Minor**) at OU in career 3-point makes with 170.

## MORE INDIVIDUAL NOTES

► Junior point guard **Sam Grooms** leads the Big 12 in assists (6.2 apg) and assist-to-turnover ratio (3.1; ranks fourth nationally). He has been on a tear of late, averaging 8.0 assists and just 1.6 turnovers (4.9 ratio) over the last eight games. He has recorded at least six assists and no more than three turnovers in all eight of those outings. Grooms, who scored a career-high 17 points against Missouri three games ago, has registered two or fewer turnovers 17 times in 25 games, including eight of the last nine outings. Only one Sooner in the last 15 years averaged more assists for an entire season than Grooms' current 6.2 average (6.9 by **Terrell Everett** in 2005-06).

► Junior forward **Andrew Fitzgerald** has scored in double figures in 18 of the last 20 games and is averaging 14.3 points on .504 shooting over those 20 outings (he averaged just 8.4 points on .400 shooting over the season's first five games). He poured in a career-high 27 points Feb. 4 against Iowa State when he drained a career-high 11 field goals on 19 attempts. Fitzgerald ranks second on the team in rebounds per game (4.7) and has almost as many offensive boards (58) as defensive (59).

► Junior forward **Romero Osby** leads the Big 12 with his 3.0 offensive rebounds per game and ranks fourth with his 7.6 overall boards per outing. He also ranks third with six double-doubles. He has recorded at least 10 rebounds on eight occasions this year (his career high entering the season was eight rebounds). Osby, who pulled down a career-high 18 boards vs. South Carolina State on Dec. 21, is averaging 14.6 points over the last 11 games on .491 shooting. He has scored at least 15 points in seven of the last 11 outings, including a career-high 19 points at No. 8 Kansas on Feb. 1. His scoring surge can be partially attributed to his ability to get to the free throw line. Osby has 68 free throw attempts over the last 11 games (6.2 average), more than twice as many as the next highest total on the team during the span (27 attempts by **Steven Pledger**).

► Sophomore guard **Cameron Clark** had his best offensive performance in Big 12 play Tuesday against Texas, registering 13 points (his most in 16 games) on 6-for-9 shooting. He also led the team with seven rebounds. Clark, who has started 54 of his 57 career games, had been held to single-digit scoring 12 times in 15 games prior to Tuesday's performance. He is averaging 7.8 points on .393 shooting this season after averaging 9.3 points on .474 shooting last year.

## CLEANING THE GLASS

► Oklahoma ranks second in the Big 12 and 44th nationally in rebounds per game (37.5). It also ranks No. 2 in the league and No. 26 nationally with its 13.9 offensive rebounds per game, and No. 3 in the conference in offensive rebounding percentage at .384. The tallest Sooner in the starting lineup is 6-8.

► OU has been outrebounded just eight times in 25 games, but seven of those occasions have taken place in 13 Big 12 outings.

► Oklahoma's top two rebounding totals of the 16-year Big 12 era have been recorded this year (63 vs. South Carolina State and 61 vs. Coppin State). They are the two highest totals among Big 12 teams on the season.

► The Sooners are averaging 5.4 more offensive rebounds per game this year than they did last season (13.9 to 8.5).

## PREVIEWING IOWA STATE

► After going 16-16 overall and 3-13 in the Big 12 last season, Iowa State is off to an 18-8 start this year and is in fourth place in the league race with an 8-5 mark (one game behind Baylor and one game ahead of Texas). The Cyclones are 13-2 at home with their two defeats coming to Northern Iowa (69-62) and Missouri (76-69).

► One of the most dangerous 3-point shooting teams in the country, the Cyclones lead the Big 12 with their 8.8 treys per game. They are one of only two squads in the nation to have four players each with at least 40 makes from behind the arc.

► Sophomore forward **Royce White** is the only player in the nation to lead his team in points (13.2), rebounds (9.2), assists (4.8), blocks (1.1) and steals (1.2). The 6-8, 270-pound Minnesota transfer ranks second in the Big 12 with seven double-doubles, and recorded the fourth triple-double in school history with his 10 points, 18 rebounds and 10 assists Feb. 7 at Texas A&M.

## Sam Grooms' Assists and Turnovers In Big 12 Play

Opponent	A	TO
at Missouri	7	2
Kansas	5	1
at Okla. State	0	3
Kansas State	9	3
Texas Tech	4	1
at Texas A&M	7	1
Baylor	7	0
at Kansas State	7	1
at Kansas	6	2
Iowa State	9	2
Missouri	10	2
at Texas Tech	8	2
Texas	10	3
<b>Totals</b>	<b>89</b>	<b>23</b>



**AP Top 25 Poll****February 13**

School	Record
1. Kentucky (63)	25-1
2. Syracuse (2)	25-1
<b>3. Missouri</b>	<b>23-2</b>
<b>4. Kansas</b>	<b>20-5</b>
5. Duke	21-4
6. Ohio State	21-4
7. Michigan State	20-5
8. North Carolina	21-4
<b>9. Baylor</b>	<b>21-4</b>
10. Georgetown	19-5
11. UNLV	22-4
12. Marquette	21-5
13. San Diego State	20-4
14. Florida	19-6
15. Wisconsin	19-6
16. Murray State	24-1
17. Michigan	19-7
18. Indiana	19-6
19. Louisville	20-5
20. Florida State	17-7
21. Saint Mary's	23-3
22. Virginia	19-5
23. Notre Dame	17-8
24. Gonzaga	20-4
24. Wichita State	22-4

**ESPN/USA Today Top 25 Poll****February 13**

School	Record
1. Kentucky (31)	25-1
2. Syracuse	25-1
<b>3. Missouri</b>	<b>23-2</b>
4. Duke	21-4
<b>5. Kansas</b>	<b>20-5</b>
6. Ohio State	21-4
7. North Carolina	21-4
8. Michigan State	20-5
9. Georgetown	19-5
<b>10. Baylor</b>	<b>21-4</b>
11. UNLV	22-4
12. Florida	19-6
13. Marquette	21-5
14. Murray State	24-1
15. San Diego State	20-4
16. Saint Mary's	23-3
17. Wisconsin	19-6
18. Louisville	20-5
19. Michigan	19-7
20. Indiana	19-6
21. Florida State	17-7
22. Virginia	19-5
23. Mississippi State	19-6
24. Gonzaga	20-4
25. Notre Dame	17-8

OU opponents and potential opponents in **bold**

► Senior guards **Chris Allen** (12.3) and **Scott Christopherson** (10.8) also average double figures in scoring. Allen, a transfer from Michigan State, has made 59 treys and is shooting .383 from long range (ranks second in Big 12 play with his .407 mark). He was held to three points Monday at Baylor after averaging 23.5 the previous two games against Oklahoma State and Texas A&M (was 11-for-18 from deep). Christopherson, a transfer from Marquette, has 42 3-point makes and is shooting .429 from behind the arc.

► Junior guard **Chris Babb**, another long-range threat, contributes 8.8 points per game. The Penn State transfer has a team-high 56 makes from 3-point range and is shooting .348 from deep. He is 4-for-17 (.235) from behind the arc over the last three games.

► **Fred Hoiberg** is in his second year as a collegiate head coach and owns a 34-24 record. He was a 1995 third-team All-American at Iowa State and is the school's third-leading all-time scorer (1,993 points). The Ames native played 10 years in the NBA.

**OU-IOWA STATE SERIES HISTORY**

Oklahoma owns a 110-78 all-time series lead against Iowa State and is 37-45 in games played in Ames. The Sooners have won five of the last six meetings over the Cyclones and nine of the last 12, including the last two in Ames and three of the last five there. OU is 12-6 against Iowa State since the start of the Big 12 Conference (4-4 at Hilton Coliseum).

**FEB. 4 VS. THE CYCLONES** (BOX SCORE ON PAGE 13 OF THESE NOTES)

► Iowa State hit an Oklahoma-opponent-record 15 3-pointers on 30 attempts and held on for a 77-70 road win Feb. 4, snapping the Sooners' five-game winning streak over the Cyclones. OU had won seven straight against ISU in Norman.

► Six Cyclones made at least one 3-pointer and five made at least two. **Chris Babb**, who was 5-for-28 from long distance over the previous six games, went 4-for-7.

► Oklahoma held just three leads in the game, each in the first half and each by one point. The Cyclones scored on their ensuing possession all three times to go back on top. After trailing by 10 (50-40), the Sooners rallied to tie the game at 56 with 7:49 remaining but were outscored 21-14 the rest of the way.

► Junior forwards **Andrew Fitzgerald** and **Romero Osby** teamed to score 44 of OU's 70 points on 17-for-28 (.607) shooting. Fitzgerald was 11-for-19 from the field and finished with a career-high 27 points (previous high was 22). Osby was 6-for-9 from the floor and tallied 17 points. It was his seventh performance of at least 15 points in the last eight outings.

► Sophomore guard **Cameron Clark's** 11 rebounds tied a career high and were his most since the first game of his collegiate career.

► Junior point guard **Sam Grooms** handed out nine assists (one shy of his career high) against just two turnovers.

**TUESDAY'S TEXAS RECAP** (BOX SCORE ON PAGE 12 OF THESE NOTES)

► Oklahoma led 33-28 at halftime but was outscored 41-25 after the break in a 69-58 home loss to Texas on Tuesday.

► OU made four more field goals than the Longhorns (24-20), but was outscored by 19 at the free throw line. Texas was 24-for-29 at the charity stripe while OU was 5-for-8.

► The Sooners were outscored 21-5 off turnovers. After committing just three turnovers in the first half that led to only two Texas points, OU racked up 10 turnovers after halftime that resulted in 19 points.

► Texas' .385 field goal percentage was the second worst against OU in Big 12 play this year and second worst by an opponent in victory the entire season.

► A .380 field goal shooter entering the game, guard **Cameron Clark** went 6-for-9 and finished with 13 points (his most in 16 games) and a team-high seven rebounds. Guard **Steven Pledger** netted 18 points while forward **Romero Osby** contributed 13. Point guard **Sam Grooms** was scoreless but tied a career high with 10 assists, and forward **Tyler Neal's** eight points were his most in Big 12 play.

**UP NEXT**

Oklahoma returns home to host Oklahoma State on Wednesday at 7 p.m. CT. The game will be televised by the Big 12 Network.

**QUANTIFYING OU'S BASKETBALL TRADITION**

► This is the 105th season of Oklahoma varsity basketball (the program's first game was Nov. 26, 1907).

► OU owns a 1,538-990 (.608) all-time record, ranking it 30th in NCAA Division I history in wins and 41st in winning percentage.

► Oklahoma has participated in four NCAA Final Fours (1939, 1947, 1988 and 2002) and in two NCAA championship games (it lost to Holy Cross in 1947 and to Kansas in 1988).

► OU has made 26 NCAA Tournament appearances and seven postseason NIT showings. It has made 22 NCAA Tournament appearances over the last 29 years.

► Oklahoma has made 27 postseason appearances over the last 30 years (22 NCAA Tournaments and five NITs).

► The Sooners have won 14 regular season conference championships (most recently in 2005) and seven conference tournament titles (including the 2001, 2002 and 2003 Big 12 crowns).

► The Sooners posted the eighth best NCAA Division I winning percentage (.731) in the 1980s and the eighth best (.738) in the 2000s.

► Twenty different Sooners have earned All-America honors a total of 30 times. They have earned consensus first-team All-America acclaim nine times and consensus second-team honors on four occasions.

► **Wayman Tisdale** was a three-time consensus first-team All-American during his three seasons at OU (1983-85).

► Oklahoma players have earned first-team all-conference accolades a total of 73 times.

► The Sooners own a winning record against eight of the other nine members of the Big 12 Conference (Kansas is the only league program with a series lead against OU).

► OU has played its home games in four different venues: the OU Gymnasium (1907-1919), the R.O.T.C. Armory (1919-1928), the OU Field House (1928-75) and Lloyd Noble Center (1975-present).

# PLAYER NOTES

## 1 SAM GROOMS (6-1, 203, JUNIOR, GUARD)

- ▶ Point guard who is averaging 6.4 points, 2.9 boards and 6.2 assists in 31.6 minutes a contest.
- ▶ Leads Big 12 in assists (6.2) and assist-to-turnover ratio (3.1; ranks fourth nationally).
- ▶ Has 64 assists and just 13 turnovers over the last eight games (4.9 ratio).
- ▶ Has recorded two or fewer turnovers 17 times in 25 games (nine of last nine outings).
- ▶ Point guard who transferred from Chipola College in Florida.
- ▶ Rated as nation's third-best junior college player in 2010-11 by JucoRecruiting.com.
- ▶ Started 50 games in his two seasons at Chipola (averaged 11.1 points, 5.9 assists last year).

## 2 STEVEN PLEDGER (6-4, 222, JUNIOR, GUARD)

- ▶ Scored a career-high 38 points (career highs of 12 field goals, 7 treys and 7 free throw makes) in overtime win at Iowa State last season (scored 17 of team's final 21 points).
- ▶ The Dec. 19 and Jan. 30 Big 12 Player of the Week.
- ▶ Averaging 17.3 points (ranks No. 4 Big 12), 4.1 rebounds and 1.5 assists in 32.8 minutes.
- ▶ Ranks fourth in Big 12 with his .432 3-point percentage and second with his 2.7 treys/game.
- ▶ Has drained at least three 3-pointers in 15 of his 24 games.
- ▶ Had made 44 of his last 46 FT attempts (.957) before going 1-for-5 the last three games.
- ▶ Averaging 20.8 points (.578 FG%) in team's wins and 13.7 (.376) in losses.
- ▶ Has seven games of at least 20 points this year (had three all of last season).
- ▶ Has 32 more field goals this year in eight fewer games than last season.
- ▶ Ranks fifth in OU history (tied with Ryan Minor) with 170 3-point field goals.
- ▶ Needs 51 points to become 38th player in school history to reach 1,000 in a career.
- ▶ Recorded a 30-point game at Kansas State Jan. 28 (third highest career total).
- ▶ Notched first career double-double vs. Houston on Dec. 17 (31 points, 10 rebounds).

## 3 T.J. FRANKLIN (5-11, 175, SENIOR, GUARD)

- ▶ Averaging 2.8 minutes in his 12 games this year (has 7 points and 3 assists).
- ▶ Made his first career 3-pointer in Saturday's loss at Texas Tech.
- ▶ A walk-on point guard who is the only fourth-year player on team.
- ▶ Played a total of 16 minutes last year (12 games) and scored four points.
- ▶ Helped North Crowley HS (Fort Worth, Texas) to 38-1 record and 2008 Class 5A state title.
- ▶ Voted by teammates as squad's hardest worker, best leader by example, most impressive in the weight room, fastest from baseline to baseline and best video game player.
- ▶ An information studies major at OU who graduated No. 7 in his high school class.

## 4 ANDREW FITZGERALD (6-8, 247, JUNIOR, FORWARD)

- ▶ Averaging 13.1 points and 4.7 rebounds (ranks second on team in both categories).
- ▶ Turned in a career-high 27-point outing vs. Iowa State Feb. 4 (11-for-19 shooting).
- ▶ Has scored in double figures in 18 of last 20 games.
- ▶ Averaging 14.3 points on .504 shooting the last 20 games after averaging 8.0 the first five.
- ▶ Has started 58 consecutive games.
- ▶ OU's leading returning scorer (12.6) and rebounder (5.0) from last season. Also led team with his 21 blocked shots and 34 steals in an average of 30.8 minutes per game as a sophomore.
- ▶ An honorable mention All-Big 12 selection last season.
- ▶ Started all 32 games last year and scored at least 10 points 22 times (at least 20 four times).
- ▶ Arrived at OU in summer 2009 weighing 273 pounds but entered 2011-12 season at 247.

## 5 C.J. WASHINGTON (6-7, 230, SENIOR, FORWARD)

- ▶ Averaging 2.0 points and 3.3 rebounds in 10.8 minutes a game (DNP in season opener).
- ▶ Leads team in rebounds per minute (40-minute projection is 12.4 boards).
- ▶ Seven of his career-high 12 boards (in 13 min.) against South Carolina State were offensive.
- ▶ Handed out 3 assists vs. Coppin State in his first game of year (recorded 2 all of last season).
- ▶ Came off bench in each of his 31 games last year and averaged 2.5 points and 3.1 rebounds.
- ▶ A first-team junior college All-American at Connors State College (Warner, Okla.) in 2009-10 when he averaged 19.3 points, a school-record 13.0 rebounds and 1.8 block per game.
- ▶ Named the 2010 Region II Junior College Player of the Year and Region II Tournament MVP.
- ▶ Recorded 25 double-doubles in his 32 games (including a stretch of 14 straight).

## 13 JAMES FRASCHILLA (5-10, 142, FRESHMAN, GUARD)

- ▶ A walk-on point guard from Dallas, Texas, who has 2 points in his 9 appearances (12 minutes).
- ▶ Helped Highland Park HS to a 22-8 record last year and a District 10-4A championship.
- ▶ Averaged 5.9 points, 5.0 assists and 2.7 steals as a senior to earn all-district honors.
- ▶ Voted by teammates as the Sooner who would make the best college head coach.
- ▶ Son of ESPN analyst and former college head coach Fran Fraschilla.

## 14 CARL BLAIR (6-2, 205, JUNIOR, GUARD)

- ▶ Averaging 3.6 points and 2.7 assists in 16.2 minutes a game.
- ▶ Averaging 1.6 points over the last nine games after averaging 12.0 the previous three.
- ▶ Ranks seventh in the Big 12 (league games) with his 1.5 steals per contest.
- ▶ Set OU personal career highs with 20 points, 10 rebounds and 5 steals off bench Jan. 9 at OSU.
- ▶ Started year 12-for-28 (.429) from 3-point range but has gone 2-for-20 (.100) since.
- ▶ Played in 30 of team's 32 games last year and made 25 starts (including last 22 contests).
- ▶ Averaged 7.5 points and team-high 4.7 assists in 27.6 minutes a game.
- ▶ Transfer from New Orleans who averaged 9.2 points, 4.4 rebounds and 3.7 assists in 2009-10.
- ▶ Recorded triple-double at New Orleans (13 points, 10 rebounds and 11 assists).

## 15 TYLER NEAL (6-7, 227, SOPHOMORE, FORWARD)

- ▶ Has come off the bench to average 4.0 points and 2.5 boards in 13.0 minutes an outing.
- ▶ Shooting .353 (18-for-51) from 3-point range and .808 (21-for-26) from free throw line.
- ▶ Averaged 6.5 points in non-conference play but is averaging 1.6 points in 13 Big 12 games.
- ▶ Coming off an 8-point game against Texas (his most points in Big 12 play this year).
- ▶ Recorded a career-high 18-point game vs. Arkansas Dec. 10 (career highs of 4 treys, 4 assists).
- ▶ Played in 26 of team's 32 games last year as a freshman and made six starts.
- ▶ Averaged 4.2 points and 2.3 rebounds in 12.5 minutes a game.
- ▶ Earned state-player-of-the-year honors from Gatorade, the Oklahoma Coaches Association and The Oklahoman as a high school senior at Putnam City West.

## 21 CAMERON CLARK (6-6, 198, SOPHOMORE, GUARD)

- ▶ Coming off a 13-point effort Tuesday against Texas (his most points in 16 games).
- ▶ Averaging 6.7 points the last 18 games after averaging 14.0 the previous five.
- ▶ Has been held to single-digit scoring 12 times in last 16 games.
- ▶ Held scoreless vs. Arkansas (Dec. 10), at Cincinnati (Dec. 29) and vs. Missouri (Feb. 6).
- ▶ Has started 54 of his 57 career games.
- ▶ Ranked fourth on team in scoring (9.3 ppg) last year and third in rebounding (4.5 rpg).
- ▶ Ranked eighth in Big 12 (second among freshmen) with his 33.6 minutes per game.
- ▶ Averaged 13.1 points in wins and 6.3 points in losses.
- ▶ Played at least 40 minutes on seven occasions.
- ▶ Ranked No. 32 as a high school senior by ESPN, No. 34 by Rivals.com and No. 39 by Scout.com.

## 24 ROMERO OSBY (6-8, 232, JUNIOR, FORWARD)

- ▶ Averaging 12.2 points and team-high 7.6 rebounds in 30.1 minutes a game.
- ▶ Has scored at least 15 points in seven of last 11 outings.
- ▶ Averaging 14.6 points (.491 field goal shooting) the last 11 games.
- ▶ Ranks fourth in Big 12 in rebounding and first in offensive rebounding (3.0 per game).
- ▶ Ranks third in Big 12 with six double-doubles.
- ▶ Has grabbed 10+ rebounds in eight of 25 outings (at least 6 boards in all but seven games).
- ▶ Has recorded 32 of team's 56 dunks on the year (57 percent).
- ▶ His 18 rebounds vs. S.C. State Dec. 21 tied as most by a Sooner in three seasons.
- ▶ Sat out last season after transferring from Mississippi State University.
- ▶ Averaged 4.2 points and 2.6 rebounds in 12.8 minutes a game during his two seasons at MSU.
- ▶ Rated No. 57 nationally by Rivals.com and No. 70 by Scout.com out of high school.

## 31 BARRY HONORÉ (6-7, 270, SENIOR, FORWARD)

- ▶ Averaging 0.8 points, 0.9 rebounds and 0.4 blocks in 4.7 minutes over his 18 games.
- ▶ Recorded OU career highs of 4 points, 4 boards and 2 assists Dec. 31 vs. Northwestern State.
- ▶ A walk-on who transferred from Southern University and is one of three seniors on the team.
- ▶ Averaged 1.2 points and 1.0 rebound in 5.7 minutes a game last year (shot .632 from field).
- ▶ Named 2008 Southwestern Athletic Conference Freshman of the Year after averaging 8.8 points and 5.1 rebounds a game at Southern.
- ▶ Started 54 of his 60 games during his two-year career at Southern.

## 32 CASEY ARENT (6-10, 227, JUNIOR, CENTER)

- ▶ Averaging 1.2 points and 2.0 boards in 6.8 minutes per outing (has played in 21 of 25 games).
- ▶ Has 19 offensive rebounds and 23 defensive boards.
- ▶ Turned in a 4-point, 4-rebound game (8 minutes) Jan. 21 at Texas A&M.
- ▶ Rated as the nation's 22nd-best juco player last year by JucoRecruiting.com.
- ▶ Earned first-team All-Big 8 and first-team all-state honors as a sophomore last year at Sierra College in Rocklin, Calif.
- ▶ Averaged 19.1 points and 11.4 rebounds per game last season (17 double-doubles).

# SEASON STATISTICS

#	Player	gp-gs	min	avg	Total		3-Point		F-Throw		Rebounds				pf	dq	a	to	blk	stl	pts	avg
					fg-fga	fg%	3fg-fga	3fg%	ft-fa	ft%	off	def	tot	avg								
02	Pledger, Steven	24-24	787	32.8	144-304	.474	64-148	.432	62-73	.849	35	64	99	4.1	58	1	37	46	4	25	414	17.3
04	Fitzgerald, Andrew	25-25	687	27.5	140-286	.490	0-0	.000	48-66	.727	58	59	117	4.7	76	2	11	32	12	16	328	13.1
11	Newell, Calvin	5-0	98	19.6	25-51	.490	10-26	.385	5-7	.714	3	5	8	1.6	4	0	4	4	0	3	65	13.0
24	Osby, Romero	25-25	753	30.1	111-233	.476	6-14	.429	78-111	.703	74	116	190	7.6	61	2	22	43	26	17	306	12.2
21	Clark, Cameron	25-22	648	25.9	77-196	.393	5-17	.294	37-57	.649	23	80	103	4.1	48	0	31	40	10	17	196	7.8
01	Grooms, Sam	25-25	791	31.6	55-162	.340	7-32	.219	42-65	.646	15	58	73	2.9	44	0	154	49	2	24	159	6.4
15	Neal, Tyler	25-0	325	13.0	30-76	.395	18-51	.353	21-26	.808	16	47	63	2.5	35	1	16	28	2	12	99	4.0
14	Blair, Carl	25-4	405	16.2	22-79	.278	14-48	.292	32-41	.780	12	47	59	2.4	41	0	67	49	2	31	90	3.6
05	Washington, C.J.	24-0	258	10.8	22-46	.478	0-0	.000	4-8	.500	30	50	80	3.3	32	0	7	5	9	9	48	2.0
32	Arent, Casey	21-0	143	6.8	11-29	.379	0-0	.000	4-4	1.000	19	23	42	2.0	28	0	1	15	2	6	26	1.2
31	Honore, Barry	18-0	85	4.7	5-12	.417	0-0	.000	4-7	.571	13	4	17	0.9	7	0	2	5	8	0	14	0.8
03	Franklin, T.J.	12-0	33	2.8	3-10	.300	1-3	.333	0-0	.000	1	4	5	0.4	3	0	3	4	0	2	7	0.6
13	Fraschilla, James	9-0	12	1.3	1-2	.500	0-0	.000	0-0	.000	1	0	1	0.1	3	0	0	0	0	0	2	0.2
Team											47	34	81				1					
Total.....		25	5025		646-1486	.435	125-339	.369	337-465	.725	347	591	938	37.5	440	6	355	321	77	162	1754	70.2
Opponents.....		25	5025		603-1398	.431	179-538	.333	328-456	.719	275	556	831	33.2	445	11	358	346	73	152	1713	68.5

TEAM STATISTICS	OU	OPP
SCORING	1754	1713
Points per game	70.2	68.5
Scoring margin	+1.6	-
FIELD GOALS-ATT	646-1486	603-1398
Field goal pct	.435	.431
3 POINT FG-ATT	125-339	179-538
3-point FG pct	.369	.333
3-pt FG made per game	5.0	7.2
FREE THROWS-ATT	337-465	328-456
Free throw pct	.725	.719
F-Throws made per game	13.5	13.1
REBOUNDS	938	831
Rebounds per game	37.5	33.2
Rebounding margin	+4.3	-
ASSISTS	355	358
Assists per game	14.2	14.3
TURNOVERS	321	346
Turnovers per game	12.8	13.8
Turnover margin	+1.0	-
Assist/turnover ratio	1.1	1.0
STEALS	162	152
Steals per game	6.5	6.1
BLOCKS	77	73
Blocks per game	3.1	2.9
ATTENDANCE	117650	86834
Home games-Avg/Game	14-8404	6-11870
Neutral site-Avg/Game	-	5-3123

Score by Periods	1st	2nd	OT	Totals
Oklahoma	843	901	10	1754
Opponents	758	939	16	1713

Date	Opponent		Score	Att.
11/11/11	IDAHO STATE	w	78-74	7622
11/18/11	COPPIN STATE	w	92-65	7460
# 11/24/11	vs Washington State	w	74-59	1457
# 11/25/11	vs Santa Clara	w	85-73	1777
# 11/27/11	vs Saint Louis	L	63-83	2637
12/02/11	SACRAMENTO STATE	w	82-53	7460
12/08/11	ORAL ROBERTS	w	73-59	7699
12/10/11	ARKANSAS	w	78-63	9077
\$ 12/17/11	vs Houston	w	79-74	5303
12/21/11	SOUTH CAROLINA STATE	w	83-48	8136
% 12/29/11	vs Cincinnati	L	55-56	4439
12/31/11	NORTHWESTERN STATE	w	83-63	8532
* 01/03/12	at Missouri	L	49-87	15061
* 01/07/12	KANSAS	L	61-72	11268
* 01/09/12	at Oklahoma State	L	65-72	9478
* 01/14/12	KANSAS STATE	w	82-73	8812
* 01/17/12	TEXAS TECH	w	64-55	7786
* 01/21/12	at Texas A&M	Lot	75-81	8468
* 01/24/12	BAYLOR	L	65-77	8004
* 01/28/12	at Kansas State	w	63-60	12528
* 02/01/12	at Kansas	L	62-84	16300
* 02/04/12	IOWA STATE	L	70-77	9272
* 02/06/12	MISSOURI	L	68-71	7994
* 02/11/12	at Texas Tech	L	47-65	9386
* 02/14/12	TEXAS	L	58-69	8528

# 76 Classic (Anaheim, Calif.)

\$ All-College Classic (Oklahoma City, Okla.)

% at U.S. Bank Arena (Cincinnati, Ohio)

\* = Conference game

# BIG 12 GAMES ONLY

#	Player	gp-gs	min	avg	Total		3-Point		F-Throw		Rebounds				pf	dq	a	to	blk	stl	pts	avg
					fg-fga	fg%	3fg-fga	3fg%	ft-fga	ft%	off	def	tot	avg								
02	Pledger, Steven	13-13	450	34.6	73-175	.417	33-84	.393	28-33	.848	16	39	55	4.2	36	1	15	26	2	12	207	15.9
04	Fitzgerald, Andrew	13-13	389	29.9	79-161	.491	0-0	.000	23-30	.767	28	25	53	4.1	43	2	7	21	3	8	181	13.9
24	Osby, Romero	13-13	427	32.8	61-127	.480	4-8	.500	50-72	.694	36	49	85	6.5	41	1	11	30	14	10	176	13.5
21	Clark, Cameron	13-10	351	27.0	36-90	.400	0-4	.000	22-32	.688	12	47	59	4.5	24	0	12	20	2	10	94	7.2
01	Grooms, Sam	13-13	445	34.2	29-89	.326	1-10	.100	13-23	.565	8	23	31	2.4	24	0	89	23	2	12	72	5.5
14	Blair, Carl	13-3	224	17.2	13-52	.250	6-30	.200	20-23	.870	7	31	38	2.9	21	0	33	21	1	19	52	4.0
15	Neal, Tyler	13-0	114	8.8	7-23	.304	3-14	.214	4-6	.667	7	15	22	1.7	10	0	6	14	1	4	21	1.6
05	Washington, C.J.	13-0	145	11.2	8-19	.421	0-0	.000	1-4	.250	14	22	36	2.8	24	0	2	2	3	6	17	1.3
03	Franklin, T.J.	4-0	8	2.0	2-3	.667	1-1	1.000	0-0	.000	0	2	2	0.5	0	0	1	0	0	0	5	1.3
32	Arent, Casey	11-0	45	4.1	2-5	.400	0-0	.000	0-0	.000	4	7	11	1.0	10	0	0	3	0	2	4	0.4
31	Honore, Barry	6-0	21	3.5	0-2	.000	0-0	.000	0-1	.000	3	0	3	0.5	2	0	0	1	1	0	0	0.0
13	Fraschilla, James	4-0	6	1.5	0-0	.000	0-0	.000	0-0	.000	0	0	0	0.0	1	0	0	0	0	0	0	0.0
Team											19	18	37									
Total.....		13	2625		310-746	.416	48-151	.318	161-224	.719	154	278	432	33.2	236	4	176	161	29	83	829	63.8
Opponents.....		13	2625		330-706	.467	95-266	.357	188-252	.746	136	314	450	34.6	217	3	194	168	43	81	943	72.5

TEAM STATISTICS	OU	OPP	Date	Opponent	Score	Att.
SCORING	829	943	* 01/03/12	at Missouri	L 49-87	15061
Points per game	63.8	72.5	* 01/07/12	KANSAS	L 61-72	11268
Scoring margin	-8.8	-	* 01/09/12	at Oklahoma State	L 65-72	9478
FIELD GOALS-ATT	310-746	330-706	* 01/14/12	KANSAS STATE	W 82-73	8812
Field goal pct	.416	.467	* 01/17/12	TEXAS TECH	W 64-55	7786
3 POINT FG-ATT	48-151	95-266	* 01/21/12	at Texas A&M	Lot 75-81	8468
3-point FG pct	.318	.357	* 01/24/12	BAYLOR	L 65-77	8004
3-pt FG made per game	3.7	7.3	* 01/28/12	at Kansas State	W 63-60	12528
FREE THROWS-ATT	161-224	188-252	* 02/01/12	at Kansas	L 62-84	16300
Free throw pct	.719	.746	* 02/04/12	IOWA STATE	L 70-77	9272
F-Throws made per game	12.4	14.5	* 02/06/12	MISSOURI	L 68-71	7994
REBOUNDS	432	450	* 02/11/12	at Texas Tech	L 47-65	9386
Rebounds per game	33.2	34.6	* 02/14/12	TEXAS	L 58-69	8528
Rebounding margin	-1.4	-				
ASSISTS	176	194				
Assists per game	13.5	14.9				
TURNOVERS	161	168				
Turnovers per game	12.4	12.9				
Turnover margin	+0.5	-				
Assist/turnover ratio	1.1	1.2				
STEALS	83	81				
Steals per game	6.4	6.2				
BLOCKS	29	43				
Blocks per game	2.2	3.3				
ATTENDANCE	61664	71221				
Home games-Avg/Game	7-8809	6-11870				
Neutral site-Avg/Game	-	0-0				

Score by Periods	1st	2nd	OT	Totals
Oklahoma	401	418	10	829
Opponents	420	507	16	943

# SEASON RESULTS

Date	Opponent	Score	W/L	Attend.	Points Leader	Rebounds Leader	Assists Leader
11/11	Idaho State	78-74	W	7,622	Newell ..... 19	Osby ..... 10	Grooms ..... 8
11/18	Coppin State	92-65	W	7,460	Pledger ..... 20	Osby ..... 10	Blair, Clark ..... 4
11/24	vs. Washington State #	74-59	W	1,457	Newell ..... 18	Fitzgerald ..... 7	Grooms ..... 10
11/25	vs. Santa Clara #	85-73	W	1,777	Pledger ..... 26	Fitzgerald ..... 13	Grooms ..... 6
11/27	vs. Saint Louis #	63-83	L	2,637	Clark, Osby ..... 14	Clark, Osby ..... 6	Pledger ..... 2
12/2	Sacramento State	82-53	W	7,460	Clark ..... 18	Blair ..... 5	Pledger ..... 5
12/8	Oral Roberts	73-59	W	7,699	Pledger ..... 17	Clark ..... 8	Grooms ..... 5
12/10	Arkansas	78-36	W	9,077	Pledger ..... 22	Fitzgerald ..... 8	Neal ..... 4
12/17	vs. Houston \$	79-74	W	5,303	Pledger ..... 31	Osby, Pledger ..... 10	Grooms ..... 8
12/21	South Carolina State	83-48	W	8,136	Pledger ..... 22	Osby ..... 18	Grooms ..... 6
12/29	at Cincinnati %	55-56	L	4,439	Fitzgerald ..... 18	Osby ..... 12	Grooms ..... 9
12/31	Northwestern State	83-63	W	8,532	Osby, Pledger ..... 18	Clark ..... 9	Blair ..... 6
1/3	at Missouri (7)	49-87	L	15,061	Fitzgerald ..... 18	Fitzgerald ..... 6	Grooms ..... 7
1/7	Kansas (14)	61-72	L	11,268	Pledger ..... 14	Osby ..... 9	Grooms ..... 5
1/9	at Oklahoma State	65-72	L	9,478	Blair ..... 20	Blair, Osby ..... 10	Clark ..... 3
1/14	Kansas State (18)	82-73	W	8,812	Fitzgerald ..... 21	Osby, Pledger ..... 6	Grooms ..... 9
1/17	Texas Tech	64-55	W	7,786	Pledger ..... 17	Osby ..... 8	Blair, Grooms ..... 4
1/21	at Texas A&M	75-81	L (OT)	8,468	Osby ..... 18	Fitzgerald ..... 7	Grooms ..... 7
1/24	Baylor (6)	65-77	L	8,004	Pledger ..... 17	Osby ..... 11	Grooms ..... 7
1/28	at Kansas State (22)	63-60	W	12,528	Pledger ..... 30	Clark ..... 6	Grooms ..... 7
2/1	at Kansas (8)	62-84	L	16,300	Osby ..... 19	Osby ..... 7	Grooms ..... 6
2/4	Iowa State	70-77	L	9,272	Fitzgerald ..... 27	Clark ..... 11	Grooms ..... 9
2/6	Missouri (4)	68-71	L	7,994	Pledger ..... 22	Washington ..... 7	Grooms ..... 10
2/11	at Texas Tech	47-65	L	9,386	Fitzgerald ..... 14	Osby ..... 8	Grooms ..... 8
2/14	Texas	58-69	L	8,528	Pledger ..... 18	Clark ..... 7	Grooms ..... 10
2/18	at Iowa State						
2/22	Oklahoma State						
2/25	at Baylor						
2/29	at Texas						
3/3	Texas A&M						

Associated Press rankings in parentheses

# 76 Classic (Anaheim, Calif.)

\$ All-College Classic (Oklahoma City, Okla.)

% at U.S. Bank Arena

Record Summary	Overall	Home	Away	Neutral
All Games	13-12	9-5	1-6	3-1
Big 12 Games	3-10	2-5	1-5	0-0
Non-Conference Games	10-2	7-0	0-1	3-1



# POINTS-REBOUNDS-ASSISTS

Date	Opponent	1 GROOMS	2 PLEDGER	3 FRANKLIN	4 FTZGERLD	5 WASHGTON	11 NEWELL	13 FRASCH.	14 BLAIR	15 NEAL	21 CLARK	24 OSBY	31 HONORÉ	32 ARENT
11/11	Idaho State	<u>11-6-8</u>	DNP	0-0-0	<u>7-1-0</u>	DNP	19-2-0	DNP	<u>12-6-5</u>	4-7-1	<u>2-3-0</u>	<u>17-10-4</u>	2-0-0	4-1-0
11/18	Coppin State	<u>4-4-1</u>	<u>20-2-3</u>	0-0-0	<u>10-8-0</u>	6-8-3	14-2-1	0-0-0	6-0-4	9-3-1	<u>4-4-4</u>	<u>11-10-0</u>	2-3-0	6-9-1
11/24	vs. Washington State #	<u>9-1-10</u>	<u>14-2-0</u>	0-0-1	<u>9-7-0</u>	0-2-0	18-1-3	DNP	0-0-0	2-3-0	<u>11-2-1</u>	<u>9-6-0</u>	0-0-0	2-3-0
11/25	vs. Santa Clara #	<u>12-5-6</u>	<u>26-7-0</u>	DNP	<u>12-13-0</u>	0-4-0	8-2-0	DNP	2-0-2	3-2-0	<u>11-2-1</u>	<u>9-10-1</u>	0-0-0	2-2-0
11/27	vs. Saint Louis #	<u>0-2-1</u>	<u>11-3-2</u>	DNP	<u>4-2-0</u>	2-2-0	6-1-0	DNP	3-1-1	7-1-0	<u>14-6-1</u>	<u>14-6-0</u>	0-0-0	2-1-0
12/2	Sacramento State	<u>9-4-4</u>	<u>15-1-5</u>	2-0-1	<u>13-4-1</u>	2-1-1	**	DNP	5-5-3	8-3-1	<u>18-3-3</u>	<u>8-4-3</u>	2-1-0	0-3-0
12/8	Oral Roberts	<u>2-4-5</u>	<u>17-3-3</u>	0-0-0	<u>16-3-0</u>	8-6-1	**	0-0-0	2-0-3	5-3-1	<u>16-8-2</u>	<u>7-7-0</u>	0-0-0	0-2-0
12/10	Arkansas	<u>6-3-3</u>	<u>22-3-2</u>	0-1-0	<u>17-8-0</u>	0-2-0	**	0-0-0	3-2-2	18-5-4	<u>0-1-3</u>	<u>10-7-2</u>	2-3-0	0-0-0
12/17	vs. Houston \$	<u>10-2-8</u>	<u>31-10-0</u>	DNP	<u>10-6-2</u>	0-0-0	**	DNP	0-2-2	9-6-1	<u>14-2-0</u>	<u>5-10-0</u>	0-0-0	DNP
12/21	South Carolina State	<u>7-3-6</u>	<u>22-5-1</u>	0-1-1	<u>17-2-0</u>	5-12-0	**	2-1-0	3-2-5	3-2-1	<u>8-2-1</u>	<u>10-18-1</u>	2-2-0	4-9-0
12/29	at Cincinnati %	<u>6-5-9</u>	<u>11-6-1</u>	DNP	<u>18-9-1</u>	0-2-0	**	DNP	0-1-1	8-5-0	<u>0-2-3</u>	<u>12-12-0</u>	0-1-0	DNP
12/31	Northwestern State	<u>11-3-4</u>	<u>18-2-5</u>	0-0-0	<u>14-1-0</u>	8-5-0	**	0-0-0	2-2-6	2-1-0	<u>4-9-0</u>	<u>18-5-0</u>	4-4-2	2-1-0
1/3	at Missouri (7)	<u>4-1-7</u>	<u>11-4-0</u>	0-1-0	<u>18-6-0</u>	0-2-0	**	0-0-0	2-0-0	0-0-1	<u>8-1-3</u>	<u>6-3-1</u>	0-0-0	0-2-0
1/7	Kansas (14)	<u>4-2-5</u>	<u>14-4-0</u>	0-0-0	<u>11-7-1</u>	2-2-0	**	0-0-0	11-0-3	1-0-0	<u>9-5-1</u>	<u>9-9-0</u>	0-2-0	0-0-0
1/9	at Oklahoma State	<u>2-2-0</u>	<u>9-3-1</u>	DNP	<u>12-9-0</u>	0-0-0	**	DNP	20-10-2	0-7-0	<u>4-7-3</u>	<u>18-10-1</u>	0-0-0	0-1-0
1/14	Kansas State (18)	<u>4-3-9</u>	<u>18-6-2</u>	DNP	<u>21-3-0</u>	2-0-0	**	DNP	<u>5-3-5</u>	4-0-1	10-3-0	<u>18-6-0</u>	DNP	0-0-0
1/17	Texas Tech	<u>7-4-4</u>	<u>17-3-0</u>	DNP	<u>13-4-1</u>	0-4-0	**	DNP	<u>0-2-4</u>	2-0-0	10-3-0	<u>15-8-0</u>	0-0-0	0-1-0
1/21	at Texas A&M	<u>9-3-7</u>	<u>16-4-3</u>	DNP	<u>17-7-0</u>	4-4-0	**	DNP	<u>0-3-3</u>	0-1-0	7-3-2	<u>18-5-2</u>	DNP	4-4-0
1/24	Baylor (6)	<u>7-0-7</u>	<u>17-6-4</u>	DNP	<u>13-3-0</u>	2-2-1	**	DNP	2-1-1	0-0-1	<u>8-1-0</u>	<u>16-11-0</u>	DNP	0-0-0
1/28	at Kansas State (22)	<u>4-4-7</u>	<u>30-5-1</u>	DNP	<u>3-1-2</u>	4-3-0	**	DNP	2-2-5	0-1-0	<u>11-6-1</u>	<u>9-3-0</u>	DNP	DNP
2/1	at Kansas (8)	<u>1-2-6</u>	<u>17-2-1</u>	2-0-1	<u>14-3-0</u>	1-6-0	**	0-0-0	0-3-3	4-1-1	<u>4-5-0</u>	<u>19-7-2</u>	0-1-0	0-1-0
2/4	Iowa State	<u>4-4-9</u>	<u>14-2-0</u>	DNP	<u>27-3-2</u>	0-3-0	**	DNP	2-4-3	2-5-1	<u>4-11-0</u>	<u>17-4-1</u>	DNP	DNP
2/6	Missouri (4)	<u>17-2-10</u>	<u>22-5-1</u>	DNP	<u>12-4-1</u>	2-7-1	**	DNP	6-5-3	0-1-0	<u>0-1-0</u>	<u>9-6-2</u>	DNP	0-0-0
2/11	at Texas Tech	<u>9-1-8</u>	<u>4-6-0</u>	3-1-0	<u>14-3-0</u>	0-3-0	**	0-0-0	2-3-0	0-2-0	<u>6-6-2</u>	<u>9-8-1</u>	0-0-0	0-1-0
2/14	Texas	<u>0-3-10</u>	<u>18-5-2</u>	DNP	<u>6-0-0</u>	0-0-0	**	DNP	0-2-1	8-4-1	<u>13-7-0</u>	<u>13-5-1</u>	DNP	0-1-0
2/18	at Iowa State													
2/22	Oklahoma State													
2/25	at Baylor													
2/29	at Texas													
3/3	Texas A&M													

Associated Press rankings in parentheses

# 76 Classic (Anaheim, Calif.)

\$ All-College Classic (Oklahoma City, Okla.)

% at U.S. Bank Arena

\*\* Left team

## MISCELLANEOUS STATS

### Dunks

Romero Osby.....	32
Cameron Clark.....	14
Andrew Fitzgerald.....	3
Tyler Neal.....	2
Steven Pledger.....	2
Casey Arent.....	1
Calvin Newell.....	1
C.J. Washington.....	1

### Charges Taken

Romero Osby.....	11
Andrew Fitzgerald.....	10
Steven Pledger.....	3
Casey Arent.....	2
Sam Grooms.....	2
Tyler Neal.....	2
Carl Blair.....	1
Cameron Clark.....	1
T.J. Franklin.....	1
C.J. Washington.....	1

# GAME-BY-GAME TEAM STATS

	FG-A	Pct.	3FG-A	Pct.	FT-A	Pct.	O/D/T	PF	A	TO	B	S	1	2	TP
Idaho State at Oklahoma	28-60 23-63	.467 .365	7-24 8-23	.292 .348	11-17 24-33	.647 .727	12/25/37 18/23/41	30 20	22 18	20 15	0 6	7 8	34 31	40 47	74 78
Coppin State at Oklahoma	20-55 36-79	.364 .456	9-33 10-24	.273 .417	16-27 10-13	.593 .769	10/17/27 28/33/61	14 21	13 18	15 15	2 5	8 5	23 42	42 50	65 92
Oklahoma # vs. Washington State #	27-60 22-52	.450 .423	9-20 7-17	.450 .412	11-18 8-11	.611 .727	13/19/32 13/22/35	14 18	14 12	11 22	3 3	7 5	38 40	36 19	74 59
Santa Clara # vs. Oklahoma #	24-68 28-60	.353 .467	14-33 5-16	.424 .313	11-13 24-32	.846 .750	12/21/33 15/34/49	24 18	17 10	9 11	2 4	4 1	19 42	54 43	73 85
Saint Louis # vs. Oklahoma #	29-48 25-60	.604 .417	9-17 3-10	.529 .300	16-20 10-15	.800 .667	5/24/29 15/16/31	17 22	19 5	11 12	1 1	1 5	39 30	44 33	83 63
Sacramento State at Oklahoma	19-43 31-54	.442 .574	6-11 11-20	.545 .550	9-14 9-12	.643 .750	7/16/23 9/20/29	14 11	13 22	22 12	1 6	7 16	25 45	28 37	53 82
Oral Roberts at Oklahoma	22-60 27-54	.367 .500	1-15 3-7	.067 .429	14-19 16-20	.737 .800	16/15/31 14/24/38	18 19	11 15	12 15	3 3	9 7	24 34	35 39	59 73
Arkansas at Oklahoma	20-58 26-50	.345 .520	7-27 8-16	.259 .500	16-20 18-23	.800 .783	12/14/26 11/27/38	20 16	11 16	13 17	5 4	7 6	15 37	38 41	63 78
Houston \$ vs. Oklahoma \$	30-68 27-64	.441 .422	9-25 6-10	.360 .600	5-7 19-24	.714 .792	18/19/37 19/21/40	21 12	14 13	13 9	2 2	2 7	37 40	37 39	74 79
South Carolina State at Oklahoma	20-59 32-81	.339 .395	2-16 6-21	.125 .286	6-17 13-20	.353 .650	8/28/36 26/37/63	18 16	10 16	15 8	5 5	6 8	39 24	44 24	83 48
Oklahoma % at Cincinnati %	23-60 17-61	.383 .279	5-16 7-30	.313 .233	4-9 15-20	.444 .750	14/32/46 13/24/37	17 15	15 11	17 8	2 3	4 8	24 19	31 37	55 56
Northwestern State at Oklahoma	22-60 31-55	.367 .564	6-24 3-5	.250 .600	13-19 18-22	.684 .818	13/17/30 11/27/38	19 18	11 17	18 18	3 7	7 5	29 40	34 43	63 83
Oklahoma at Missouri (7)	18-54 32-54	.333 .593	3-11 12-21	.273 .571	10-10 11-14	1.000 .786	7/16/23 9/29/38	15 13	12 17	8 9	2 5	3 4	25 43	24 44	49 87
Kansas (14) at Oklahoma	29-58 19-50	.500 .380	4-19 3-9	.211 .333	10-14 20-28	.714 .714	13/21/34 15/19/34	23 13	17 10	13 17	4 3	14 7	33 34	39 27	72 61
Oklahoma at Oklahoma State	24-74 22-57	.324 .386	4-17 5-20	.235 .250	13-20 23-30	.650 .767	22/28/50 12/32/44	23 18	7 13	10 13	1 2	9 2	22 35	43 37	65 72
Kansas State (18) at Oklahoma	25-64 28-51	.391 .549	10-30 4-9	.333 .444	13-18 22-26	.722 .846	24/20/44 6/18/24	20 16	16 17	19 13	3 2	6 12	29 38	44 44	73 82
Texas Tech at Oklahoma	15-46 21-54	.326 .389	7-14 1-11	.500 .091	18-25 21-26	.720 .808	9/28/37 8/26/34	25 21	11 9	21 12	4 8	4 9	22 29	33 35	55 64
Oklahoma at Texas A&M	32-65 31-59	.492 .525	4-14 7-19	.286 .368	7-11 12-22	.636 .545	14/21/35 14/22/36	23 14	17 15	9 10	3 1	5 3	34 34	31 31	75* 81*
Baylor (6) at Oklahoma	27-50 27-58	.540 .466	9-18 3-12	.500 .250	14-17 8-11	.824 .727	10/21/31 12/15/27	11 14	14 14	12 8	4 2	4 5	35 30	42 35	77 65
Oklahoma at Kansas State (22)	22-55 21-51	.400 .412	4-9 3-17	.444 .176	15-20 15-18	.750 .833	10/19/29 11/22/33	21 20	16 11	14 20	3 3	12 4	34 28	29 32	63 60
Oklahoma at Kansas (8)	24-58 31-56	.414 .554	3-4 6-20	.750 .300	11-15 16-20	.733 .800	10/21/31 6/25/31	16 15	14 20	15 12	1 4	4 10	31 34	31 50	62 84
Iowa State at Oklahoma	25-53 27-63	.472 .429	15-30 5-14	.500 .357	12-15 11-13	.800 .846	4/25/29 12/26/38	14 15	19 16	9 10	3 2	6 4	38 36	39 34	77 70
Missouri (4) at Oklahoma	27-48 26-51	.563 .510	7-21 7-12	.333 .583	10-18 9-23	.556 .391	3/19/22 13/23/36	18 17	19 18	12 16	2 1	10 6	36 33	35 35	71 68
Oklahoma at Texas Tech	18-55 25-58	.327 .431	2-14 5-18	.143 .278	9-13 10-12	.692 .833	12/26/38 7/27/34	20 16	11 12	16 7	0 5	2 6	22 25	25 40	47 65
Texas at Oklahoma	20-52 24-58	.385 .414	5-19 5-15	.263 .333	24-29 5-8	.828 .625	14/23/37 13/20/33	10 22	10 15	11 13	3 1	8 5	28 33	41 25	69 58
Oklahoma at Iowa State															
Oklahoma State at Oklahoma															
Oklahoma at Baylor															
Oklahoma at Texas															
Texas A&M at Oklahoma															

Associated Press rankings in parentheses

# 76 Classic (Anaheim, Calif.)

\$ All-College Classic (Oklahoma City, Okla.)

% at U.S. Bank Arena

\* overtime game

# INDIVIDUAL HIGHS

## OKLAHOMA HIGHS

<b>Points</b>	31, Steven Pledger vs. Houston (12/17)
<b>Field Goals</b>	11, Andrew Fitzgerald vs. Iowa State (2/4) 11, Steven Pledger vs. Kansas State (1/28)
<b>Field Goal Attempts</b>	19, Steven Pledger vs. Texas (2/14) 19, Andrew Fitzgerald vs. Oral Roberts (12/8)
<b>Field Goal Pct.</b> (min. 6 made)	.900 (9-for-10), Andrew Fitzgerald vs. Kansas State (1/14)
<b>3-Point Field Goals</b>	5, Steven Pledger vs. Missouri (2/6)
<b>3-Point Field Goal Attempts</b>	11, Calvin Newell vs. Idaho State (11/11)
<b>3-Point Field Goal Pct.</b> (min. 4 made)	.800 (4-for-5), Steven Pledger vs. Houston (12/17)
<b>Free Throws</b>	8, Sam Grooms vs. Santa Clara (11/25)
<b>Free Throw Attempts</b>	12, Sam Grooms vs. Santa Clara (11/25)
<b>Free Throw Pct.</b>	1.000 (7-for-7), Steven Pledger vs. Houston (12/17)
<b>Rebounds</b>	18, Romero Osby vs. South Carolina State (12/21)
<b>Assists</b>	10, Sam Grooms vs. Texas (2/14) 10, Sam Grooms vs. Missouri (2/6) 10, Sam Grooms vs. Washington State (11/24)
<b>Turnovers</b>	6, Steven Pledger vs. Cincinnati (12/29)
<b>Blocked Shots</b>	5, Romero Osby vs. Texas Tech (1/17)
<b>Steals</b>	5, Carl Blair vs. Oklahoma State (1/9)

## OPPONENT HIGHS

<b>Points</b>	28, Travis Releford, Kansas (1/7)
<b>Field Goals</b>	9, Perry Jones III, Baylor (1/24) 9, Travis Releford, Kansas (1/7) 9, BJ Young, Arkansas (12/10) 9, Brian Conklin, Saint Louis (11/27)
<b>Field Goal Attempts</b>	19, Robert Lewandowski, Texas Tech (2/11) 19, Kevin Foster, Santa Clara (11/25)
<b>Field Goal Pct.</b> (min. 6 made)	1.000 (6-for-6), Ricardo Ratliffe, Missouri (2/6)
<b>3-Point Field Goals</b>	7, Evan Rocquemore, Santa Clara (11/25)
<b>3-Point Field Goal Attempts</b>	12, Will Spradling, Kansas State (1/14)
<b>3-Point Field Goal Pct.</b> (min. 4 made)	.800 (4-for-5), Cody Ellis, Saint Louis (11/27)
<b>Free Throws</b>	9, Brian Williams, Oklahoma State (1/9)
<b>Free Throw Attempts</b>	11, Brian Williams, Oklahoma State (1/9)
<b>Free Throw Pct.</b>	1.000 (7-for-7), Jeff Withey, Kansas (2/1) 1.000 (7-for-7), Brian Conklin, Saint Louis (11/27)
<b>Rebounds</b>	17, Thomas Robinson, Kansas (2/1)
<b>Assists</b>	10, Evan Rocquemore, Santa Clara (11/25)
<b>Turnovers</b>	7, Dylan Garrity, Sacramento State (12/2)
<b>Blocked Shots</b>	4, Omar Sanders, South Carolina State (12/21) 4, Hunter Mickelson, Arkansas (12/10)
<b>Steals</b>	3, 10 players

## OKLAHOMA'S TOP INDIVIDUAL PERFORMANCES

### POINTS

31.....	Steven Pledger vs. Houston (12/17)
30.....	Steven Pledger vs. Kansas State (1/28)
27.....	Andrew Fitzgerald vs. Iowa State (2/4)
26.....	Steven Pledger vs. Santa Clara (11/25)
22.....	Steven Pledger vs. Missouri (2/6)
22.....	Steven Pledger vs. South Carolina State (12/21)
22.....	Steven Pledger vs. Arkansas (12/10)
20.....	Carl Blair vs. Oklahoma State (1/9)
21.....	Andrew Fitzgerald vs. Kansas State (1/14)
20.....	Steven Pledger vs. Coppin State (11/18)

### REBOUNDS

18.....	Romero Osby vs. South Carolina State (12/21)
13.....	Andrew Fitzgerald vs. Santa Clara (11/25)
12.....	Romero Osby vs. Cincinnati (12/29)
12.....	C.J. Washington vs. South Carolina State (12/21)
11.....	Cameron Clark vs. Iowa State (2/4)
11.....	Romero Osby vs. Baylor (1/24)
10.....	Carl Blair vs. Oklahoma State (1/9)
10.....	Romero Osby vs. Oklahoma State (1/9)
10.....	Romero Osby vs. Houston (12/17)
10.....	Steven Pledger vs. Houston (12/17)
10.....	Romero Osby vs. Santa Clara (11/25)
10.....	Romero Osby vs. Coppin State (11/18)
10.....	Romero Osby vs. Idaho State (11/11)

### ASSISTS

10.....	Sam Grooms vs. Texas (2/14)
10.....	Sam Grooms vs. Missouri (2/6)
10.....	Sam Grooms vs. Washington State (11/24)
9.....	Sam Grooms vs. Iowa State (2/4)
9.....	Sam Grooms vs. Kansas State (1/14)
9.....	Sam Grooms vs. Cincinnati (12/29)

### BLOCKED SHOTS

5.....	Romero Osby vs. Texas Tech (1/17)
3.....	C.J. Washington vs. Northwestern State (12/31)
3.....	Cameron Clark vs. Sacramento State (12/2)

### STEALS

5.....	Carl Blair vs. Oklahoma State (1/9)
4.....	Carl Blair vs. Kansas State (1/28)

### 3-POINT FIELD GOALS

5.....	Steven Pledger vs. Missouri (2/6)
4.....	Steven Pledger vs. Iowa State (2/4)
4.....	Steven Pledger vs. Kansas State (1/28)
4.....	Steven Pledger vs. Texas A&M (1/21)
4.....	Steven Pledger vs. South Carolina State (12/21)
4.....	Steven Pledger vs. Houston (12/17)
4.....	Tyler Neal vs. Arkansas (12/10)
4.....	Steven Pledger vs. Santa Clara (11/25)
4.....	Calvin Newell vs. Washington State (11/24)
4.....	Calvin Newell vs. Idaho State (11/11)

# TUESDAY vs. TEXAS

## Official Basketball Box Score -- Game Totals -- Final Statistics

Texas vs Oklahoma

02/14/12 7 p.m. CT at Norman, Okla. (Lloyd Noble Center)

**Texas 69 • 17-9, 7-6**

##	Player		Total			3-Ptr			Rebounds			PF	TP	A	TO	Blk	Stl	Min
			FG	FGA		FG	FGA		Off	Def	Tot							
20	Wangmene, Alexis	f	0-1			0-0			1	4	5	3	1	0	0	1	0	20
53	Chapman, Clint	c	2-9			0-0			1	4	5	1	6	0	0	1	0	24
00	Lewis, Julien	g	3-8			1-4			1	1	2	3	7	0	1	0	2	25
12	Kabongo, Myck	g	3-7			1-2			2	2	4	1	13	7	5	0	1	36
14	Brown, J'Covan	g	5-14			3-9			2	1	3	0	19	2	3	0	2	32
01	McClellan, Sheldon		4-8			0-3			1	4	5	0	13	0	1	0	0	28
02	Bond, Jaylen		1-1			0-0			1	2	3	0	2	1	0	1	1	8
10	Holmes, Jonathan		2-4			0-1			2	2	4	2	8	0	1	0	2	27
	Team								3	3	6							
	Totals		20-52			5-19			14	23	37	10	69	10	11	3	8	200

FG % 1st Half: 10-30 33.3% 2nd half: 10-22 45.5% Game: 20-52 38.5%  
 3FG % 1st Half: 1-10 10.0% 2nd half: 4-9 44.4% Game: 5-19 26.3%  
 FT % 1st Half: 7-11 63.6% 2nd half: 17-18 94.4% Game: 24-29 82.8%

Deadball  
Rebounds  
3

**Oklahoma 58 • 13-12, 3-10**

##	Player		Total			3-Ptr			Rebounds			PF	TP	A	TO	Blk	Stl	Min
			FG	FGA		FG	FGA		Off	Def	Tot							
04	Fitzgerald, Andrew	f	3-7			0-0			0	0	0	4	6	0	1	0	1	21
24	Osby, Romero	f	5-10			1-1			2	3	5	5	13	1	2	1	1	35
01	Grooms, Sam	g	0-7			0-1			2	1	3	1	0	10	3	0	1	36
02	Pledger, Steven	g	8-19			2-8			2	3	5	4	18	2	1	0	1	36
21	Clark, Cameron	g	6-9			0-0			1	6	7	1	13	0	1	0	0	38
05	Washington, C.J.		0-0			0-0			0	0	0	2	0	0	0	0	0	6
14	Blair, Carl		0-1			0-1			1	1	2	1	0	1	2	0	0	7
15	Neal, Tyler		2-4			2-4			1	3	4	3	8	1	2	0	1	17
32	Arent, Casey		0-1			0-0			1	0	1	1	0	0	1	0	0	4
	Team								3	3	6							
	Totals		24-58			5-15			13	20	33	22	58	15	13	1	5	200

FG % 1st Half: 13-32 40.6% 2nd half: 11-26 42.3% Game: 24-58 41.4%  
 3FG % 1st Half: 3-8 37.5% 2nd half: 2-7 28.6% Game: 5-15 33.3%  
 FT % 1st Half: 4-6 66.7% 2nd half: 1-2 50.0% Game: 5-8 62.5%

Deadball  
Rebounds  
1

Officials: John Higgins, Gerry Pollard, Terry Oglesby

Technical fouls: Texas-None. Oklahoma-None.

Attendance: 5314

Score by periods	1st	2nd	Total
Texas	28	41	69
Oklahoma	33	25	58

Points	In Paint	Off T/O	2nd Chance	Fast Break	Bench
UT	22	21	12	10	23
OU	12	5	8	4	8

Last FG - UT 2nd-08:47, OU 2nd-00:40.

Largest lead - UT by 12 2nd-10:57, OU by 8 1st-00:38.

Score tied - 3 times.

Lead changed - 8 times.



# FEB. 4 vs. IOWA STATE

## Official Basketball Box Score -- Game Totals -- Final Statistics

Iowa State vs Oklahoma

02/04/12 5 p.m. CT at Norman, Okla. (Lloyd Noble Center)

Iowa State 77 • 17-6, 7-3

##	Player		Total			3-Ptr			Rebounds			PF	TP	A	TO	Blk	Stl	Min
			FG-FGA	FG-FGA	FT-FTA	FG-FGA	FG-FGA	FT-FTA	Off	Def	Tot							
03	Ejim, Melvin	f	7-13	2-4	5-5				2	7	9	4	21	2	1	1	1	28
30	White, Royce	f	1-1	0-0	1-2				0	4	4	1	3	7	4	1	2	34
02	Babb, Chris	g	4-9	4-7	0-0				1	3	4	1	12	3	1	0	1	38
04	Allen, Chris	g	3-10	3-7	2-2				0	5	5	3	11	4	2	0	1	35
11	Christopherson, Scott	g	5-10	3-5	2-2				0	1	1	2	15	1	0	0	0	27
22	Booker, Anthony		1-2	1-2	2-4				0	2	2	3	5	0	0	1	0	14
24	Gibson, Percy		0-0	0-0	0-0				0	0	0	0	0	0	0	0	0	3
25	McGee, Tyrus		4-8	2-5	0-0				1	0	1	0	10	2	1	0	1	21
Team									0	3	3							
Totals			25-53	15-30	12-15				4	25	29	14	77	19	9	3	6	200

FG % 1st Half: 13-26 50.0% 2nd half: 12-27 44.4% Game: 25-53 47.2%  
 3FG % 1st Half: 10-18 55.6% 2nd half: 5-12 41.7% Game: 15-30 50.0%  
 FT % 1st Half: 2-4 50.0% 2nd half: 10-11 90.9% Game: 12-15 80.0%

Deadball  
Rebounds  
1

Oklahoma 70 • 13-9, 3-7

##	Player		Total			3-Ptr			Rebounds			PF	TP	A	TO	Blk	Stl	Min
			FG-FGA	FG-FGA	FT-FTA	FG-FGA	FG-FGA	FT-FTA	Off	Def	Tot							
04	Fitzgerald, Andrew	f	11-19	0-0	5-5				2	1	3	3	27	2	1	1	0	37
24	Osby, Romero	f	6-9	1-1	4-4				2	2	4	3	17	1	1	0	1	33
01	Grooms, Sam	g	2-7	0-0	0-0				1	3	4	0	4	9	2	0	1	34
02	Pledger, Steven	g	5-14	4-8	0-0				0	2	2	2	14	0	1	0	0	32
21	Clark, Cameron	g	1-8	0-1	2-4				4	7	11	3	4	0	4	1	2	29
05	Washington, C.J.		0-0	0-0	0-0				1	2	3	1	0	0	0	0	0	10
14	Blair, Carl		1-4	0-3	0-0				1	3	4	3	2	3	1	0	0	18
15	Neal, Tyler		1-2	0-1	0-0				1	4	5	0	2	1	0	0	0	7
Team									0	2	2							
Totals			27-63	5-14	11-13				12	26	38	15	70	16	10	2	4	200

FG % 1st Half: 14-34 41.2% 2nd half: 13-29 44.8% Game: 27-63 42.9%  
 3FG % 1st Half: 1-6 16.7% 2nd half: 4-8 50.0% Game: 5-14 35.7%  
 FT % 1st Half: 7-8 87.5% 2nd half: 4-5 80.0% Game: 11-13 84.6%

Deadball  
Rebounds  
1

Officials: Gerry Pollard, Terry Moore, Jon Stigliano  
 Technical fouls: Iowa State-None. Oklahoma-None.  
 Attendance: 9272  
 Estimated Attendance: 7055

Score by periods	1st	2nd	Total
Iowa State	38	39	77
Oklahoma	36	34	70

Points	In Paint	Off T/O	2nd Chance	Fast Break	Bench
ISU	14	8	7	2	15
OU	26	10	14	4	4

Last FG - ISU 2nd-01:39, OU 2nd-01:15.  
 Largest lead - ISU by 10 2nd-14:07, OU by 1 1st-18:12.

Score tied - 3 times.  
 Lead changed - 6 times.



# 1 SAM GROOMS

6-1, 203, JUNIOR, GUARD  
GREENSBORO, N.C.  
(CHIPOLA JUNIOR COLLEGE [FLA.])

PTS	REB	AST	MIN
6.4	2.9	6.2	31.6

## GROOMS GAME BY GAME IN 2011-12

Date	Opponent	MIN	FG	3FG	FT	O-D-T	PF	A	TO	B	S	TP
N11	Idaho State	*37	2-10	0-2	7-8	3-3-6	3	8	2	0	2	11
N18	Coppin State	*23	1-6	0-3	2-4	2-2-4	2	1	3	0	0	4
N24	vs. Washington State	*33	3-6	1-1	2-4	1-0-1	2	10	1	0	1	9
N25	vs. Santa Clara	*27	2-6	0-3	8-12	0-5-5	1	6	1	0	0	12
N27	vs. Saint Louis	*24	0-1	0-0	0-0	0-2-2	4	1	2	0	0	0
D2	Sacramento State	*28	3-5	2-2	1-2	0-4-4	0	4	1	0	3	9
D8	Oral Roberts	*29	0-3	0-1	2-2	0-4-4	2	5	4	0	2	2
D10	Arkansas	*34	2-5	1-2	1-2	0-3-3	0	3	3	0	1	6
D17	vs. Houston	*38	3-8	1-1	3-4	0-2-2	0	8	0	0	0	10
D21	South Carolina State	*18	2-6	1-5	2-2	0-3-3	3	6	1	0	1	7
D29	at Cincinnati	*32	3-10	0-2	0-1	1-4-5	2	9	5	0	1	6
D31	Northwestern State	*23	5-7	0-0	1-1	0-3-3	1	4	3	0	1	11
J3	at Missouri (7)	*29	2-6	0-2	0-0	0-1-1	3	7	2	0	1	4
J7	Kansas (14)	*32	2-4	0-0	0-2	1-1-2	1	5	1	0	1	4
J9	at Oklahoma State	*24	1-7	0-2	0-0	1-1-2	1	0	3	0	0	2
J14	Kansas State (18)	*36	1-4	0-0	2-2	1-2-3	3	9	3	1	2	4
J17	Texas Tech	*35	2-8	0-1	3-4	0-4-4	4	4	1	1	1	7
J21	at Texas A&M	*44	4-10	0-0	1-2	1-2-3	2	7	1	0	0	9
J24	Baylor (6)	*35	3-6	0-1	1-2	0-0-0	3	7	0	0	0	7
J28	at Kansas State (22)	*37	1-8	0-1	2-2	1-3-4	1	7	1	0	3	4
F1	at Kansas (8)	*30	0-3	0-1	1-2	0-2-2	0	6	2	0	1	1
F4	Iowa State	*34	2-7	0-0	0-0	1-3-4	0	9	2	0	1	4
F6	Missouri (4)	*38	7-9	0-0	3-7	0-2-2	3	10	2	0	1	17
F11	at Texas Tech	*35	4-10	1-1	0-0	0-1-1	2	8	2	0	0	9
F14	Texas	*36	0-7	0-1	0-0	2-1-3	1	10	3	0	1	0
F18	at Iowa State											
F22	Oklahoma State											
F25	at Baylor											
F29	at Texas											
M3	Texas A&M											

\* Starter

## GROOMS' CAREER HIGHS

Points	17 vs. Missouri (2/6/12)
Field Goals	7 vs. Missouri (2/6/12)
Field Goal Attempts	10 (three times)
3-Point Field Goals	2 vs. Sacramento State (12/2/11)
3-Point Field Goal Attempts	3 (twice)
Free Throws Made	8 vs. Santa Clara (11/25/11)
Free Throw Attempts	12 vs. Santa Clara (11/25/11)
Rebounds	6 vs. Idaho State (11/11/11)
Assists	10 (three times)
Blocked Shots	1 (twice)
Steals	3 vs. Sacramento State (12/2/11)
Minutes Played	44 vs. Texas A&M (1/21/11)



# 2 STEVEN PLEDGER

6-4, 222, JUNIOR, GUARD  
CHESAPEAKE, VA.  
(ATLANTIC SHORES CHRISTIAN SCHOOL)

PTS	REB	3FG%	MIN
17.3	4.1	.432	32.8

## PLEDGER GAME BY GAME IN 2011-12

Date	Opponent	MIN	FG	3FG	FT	O-D-T	PF	A	TO	B	S	TP
N11	Idaho State											DNP
N18	Coppin State	*20	8-14	3-8	1-1	1-1-2	3	3	0	0	0	20
N24	vs. Washington State	*25	4-8	3-6	3-3	1-1-2	3	0	1	0	3	14
N25	vs. Santa Clara	*31	10-15	4-8	2-4	3-4-7	1	0	1	0	0	26
N27	vs. Saint Louis	*35	4-13	1-4	2-3	0-3-3	4	2	2	0	1	11
D2	Sacramento State	*21	4-5	3-3	4-4	1-0-1	3	5	0	0	3	15
D8	Oral Roberts	*31	6-11	0-2	5-5	1-2-3	1	3	2	0	2	17
D10	Arkansas	*36	9-12	3-5	1-3	2-1-3	2	2	5	0	2	22
D17	vs. Houston	*37	10-13	4-5	7-7	4-6-10	1	0	1	0	2	31
D21	South Carolina State	*30	6-15	4-10	6-6	2-3-5	1	1	0	1	0	22
D29	at Cincinnati	*38	4-12	3-8	0-0	3-3-6	3	1	6	0	0	11
D31	Northwestern State	*33	6-11	3-5	3-4	1-1-2	0	5	2	1	0	18
J3	at Missouri (7)	*34	3-10	3-6	2-2	2-2-4	2	0	1	1	1	11
J7	Kansas (14)	*34	4-12	2-7	4-4	1-3-4	4	0	3	0	2	14
J9	at Oklahoma State	*37	3-13	1-5	2-2	0-3-3	5	1	0	0	0	9
J14	Kansas State (18)	*35	5-13	2-3	6-6	1-5-6	0	2	1	0	0	18
J17	Texas Tech	*32	6-13	1-6	4-4	1-2-3	2	0	3	1	1	17
J21	at Texas A&M	*37	5-15	4-10	2-2	0-4-4	3	3	0	0	2	16
J24	Baylor (6)	*34	7-15	3-9	0-0	3-3-6	1	4	4	0	0	17
J28	at Kansas State (22)	*33	11-17	4-7	4-4	1-4-5	4	1	3	0	1	30
F1	at Kansas (8)	*37	6-13	2-2	3-4	0-2-2	1	1	2	0	1	17
F4	Iowa State	*32	5-14	4-8	0-0	0-2-2	2	0	1	0	0	14
F6	Missouri (4)	*38	8-14	5-9	1-4	1-4-5	4	1	4	0	2	22
F11	at Texas Tech	*31	2-7	0-4	0-1	4-2-6	4	0	3	0	1	4
F14	Texas	*36	8-19	2-8	0-0	2-3-5	4	2	1	0	1	18
F18	at Iowa State											
F22	Oklahoma State											
F25	at Baylor											
F29	at Texas											
M3	Texas A&M											

\* Starter

## PLEDGER'S CAREER HIGHS

Points	38 vs. Iowa State (1/29/11)
Field Goals	12 vs. Iowa State (1/29/11)
Field Goal Attempts	20 vs. Iowa State (1/29/11)
3-Point Field Goals	7 vs. Iowa State (1/29/11)
3-Point Field Goal Attempts	14 vs. Houston (11/26/09)
Free Throws Made	7 vs. Iowa State (1/29/11)
Free Throw Attempts	8 (twice)
Rebounds	10 vs. Houston (12/17/11)
Assists	6 (twice)
Blocked Shots	2 (twice)
Steals	3 (six times)
Minutes Played	44 vs. Iowa State (1/29/11)



# 3 T.J. FRANKLIN

5-11, 175, SENIOR, GUARD  
FORT WORTH, TEXAS  
(NORTH CROWLEY HS)

PTS	REB	AST	MIN
0.6	0.4	0.3	2.8

## FRANKLIN GAME BY GAME IN 2011-12

Date	Opponent	MIN	FG	3FG	FT	O-D-T	PF	A	TO	B	S	TP
N11	Idaho State	+0	0-0	0-0	0-0	0-0-0	0	0	0	0	0	0
N18	Coppin State	7	0-0	0-0	0-0	0-0-0	2	0	1	0	1	0
N24	vs. Washington State	1	0-1	0-0	0-0	0-1-1	0	0	0	0	0	0
N25	vs. Santa Clara					DNP						
N27	vs. Saint Louis					DNP						
D2	Sacramento State	9	1-3	0-2	0-0	0-0-0	0	1	1	0	1	2
D8	Oral Roberts	0+	0-0	0-0	0-0	0-0-0	0	0	0	0	0	0
D10	Arkansas	1	0-0	0-0	0-0	0-1-1	0	0	0	0	0	0
D17	vs. Houston					DNP						
D21	South Carolina State	6	0-2	0-0	0-0	1-0-1	1	1	1	0	0	0
D29	at Cincinnati					DNP						
D31	Northwestern State	1	0-1	0-0	0-0	0-0-0	0	0	1	0	0	0
J3	at Missouri (7)	2	0-1	0-0	0-0	0-1-0	0	0	0	0	0	0
J7	Kansas (14)	2	0-0	0-0	0-0	0-0-0	0	0	0	0	0	0
J9	at Oklahoma State					DNP						
J14	Kansas State (18)					DNP						
J17	Texas Tech					DNP						
J21	at Texas A&M					DNP						
J24	Baylor (6)					DNP						
J28	at Kansas State (22)					DNP						
F1	at Kansas (8)	2	1-1	0-0	0-0	0-0-0	0	1	0	0	0	2
F4	Iowa State					DNP						
F6	Missouri (4)					DNP						
F11	at Texas Tech	2	1-1	1-1	0-0	0-1-1	0	0	0	0	0	3
F14	Texas					DNP						
F18	at Iowa State											
F22	Oklahoma State											
F25	at Baylor											
F29	at Texas											
M3	Texas A&M											

\* Starter

## FRANKLIN'S CAREER HIGHS

Points	3 (twice)
Field Goals	1 (four times)
Field Goal Attempts	3 vs. Sacramento State (12/2/11)
3-Point Field Goals	1 vs. Texas Tech (2/11/12)
3-Point Field Goal Attempts	2 vs. Sacramento State (12/2/11)
Free Throws Made	2 vs. Mount St. Mary's (11/14/09)
Free Throw Attempts	4 (twice)
Rebounds	2 (twice)
Assists	2 (three times)
Blocked Shots	None
Steals	1 (twice)
Minutes Played	9 vs. Sacramento State (12/2/11)



# 4 ANDREW FITZGERALD

6-8, 247, JUNIOR, FORWARD  
BALTIMORE, MD.  
(BREWSTER ACADEMY [N.H.])

PTS	REB	FG%	MIN
13.1	4.7	.490	27.5

## FITZGERALD GAME BY GAME IN 2011-12

Date	Opponent	MIN	FG	3FG	FT	O-D-T	PF	A	TO	B	S	TP
N11	Idaho State	*23	2-7	0-0	3-3	0-1-1	3	0	0	2	0	7
N18	Coppin State	*19	4-11	0-0	2-2	5-3-8	2	0	1	0	1	10
N24	vs. Washington State	*30	4-9	0-0	1-4	2-5-7	2	0	2	1	0	9
N25	vs. Santa Clara	*30	4-7	0-0	4-4	5-8-13	3	0	0	2	0	12
N27	vs. Saint Louis	*17	2-6	0-0	0-0	0-2-2	4	0	1	0	1	4
D2	Sacramento State	*22	6-8	0-0	1-2	1-3-4	2	1	1	0	3	13
D8	Oral Roberts	*31	8-17	0-0	0-0	1-2-3	3	0	1	1	1	16
D10	Arkansas	*23	7-11	0-0	3-4	4-4-8	4	0	1	1	0	17
D17	vs. Houston	*35	4-16	0-0	2-4	5-1-6	2	2	1	0	1	10
D21	South Carolina State	*22	8-11	0-0	1-2	1-1-2	2	0	0	0	0	17
D29	at Cincinnati	*29	7-13	0-0	4-7	5-4-9	2	1	1	2	1	18
D31	Northwestern State	*17	5-9	0-0	4-4	1-0-1	4	0	2	0	0	14
J3	at Missouri (7)	*32	8-15	0-0	2-2	1-5-6	2	0	2	0	0	18
J7	Kansas (14)	*26	5-16	0-0	1-2	4-3-7	4	1	2	0	1	11
J9	at Oklahoma State	*25	4-10	0-0	4-6	5-4-9	4	0	0	0	0	12
J14	Kansas State (18)	*35	9-10	0-0	3-4	2-1-3	4	0	2	1	2	21
J17	Texas Tech	*29	5-11	0-0	3-4	1-3-4	5	1	2	0	0	13
J21	at Texas A&M	*37	8-14	0-0	1-1	4-3-7	2	0	1	1	1	17
J24	Baylor (6)	*35	6-14	0-0	1-2	2-1-3	2	0	0	0	2	13
J28	at Kansas State (22)	*26	1-7	0-0	1-2	0-1-1	5	2	2	0	1	3
F1	at Kansas (8)	*22	7-12	0-0	0-0	3-0-3	4	0	4	0	0	14
F4	Iowa State	*37	11-19	0-0	5-5	2-1-3	3	2	1	1	0	27
F6	Missouri (4)	*32	5-10	0-0	2-2	3-1-4	3	1	2	0	0	12
F11	at Texas Tech	*32	7-16	0-0	0-0	1-2-3	1	0	2	0	0	14
F14	Texas	*21	3-7	0-0	0-0	0-0-0	4	0	1	0	1	6
F18	at Iowa State											
F22	Oklahoma State											
F25	at Baylor											
F29	at Texas											
M3	Texas A&M											

\* Starter

## FITZGERALD'S CAREER HIGHS

Points	27 vs. Iowa State (2/4/12)
Field Goals	11 vs. Iowa State (2/4/12)
Field Goal Attempts	19 vs. Iowa State (2/4/12)
3-Point Field Goals	None
3-Point Field Goal Attempts	None
Free Throws Made	6 (five times)
Free Throw Attempts	8 vs. Texas A&M (3/6/10)
Rebounds	13 (twice)
Assists	3 vs. Baylor (2/27/10)
Blocked Shots	3 vs. Texas Tech (1/18/11)
Steals	5 vs. North Carolina Central (11/15/10)
Minutes Played	39 (twice)



# 5 C.J. WASHINGTON

6-7, 230, SENIOR, FORWARD  
STRINGTOWN, OKLA.  
(CONNORS STATE COLLEGE)

PTS	REB	AST	MIN
2.0	3.3	0.3	10.8


## WASHINGTON GAME BY GAME IN 2011-12

Date	Opponent	MIN	FG	3FG	FT	O-D-T	PF	A	TO	B	S	TP
N11	Idaho State					DNP						
N18	Coppin State	18	3-4	0-0	0-0	3-5-8	2	3	1	0	0	6
N24	vs. Washington State	3	0-2	0-0	0-0	1-1-2	0	0	0	0	0	0
N25	vs. Santa Clara	8	0-1	0-0	0-0	0-4-4	0	0	0	1	0	0
N27	vs. Saint Louis	10	1-2	0-0	0-0	0-2-2	0	0	0	0	0	2
D2	Sacramento State	17	1-1	0-0	0-0	0-1-1	2	1	1	2	0	2
D8	Oral Roberts	17	3-4	0-0	2-2	3-3-6	2	1	0	0	0	8
D10	Arkansas	3	0-2	0-0	0-0	0-2-2	0	0	1	0	0	0
D17	vs. Houston	4	0-0	0-0	0-0	0-0-0	0	0	0	0	0	0
D21	South Carolina State	13	2-6	0-0	1-2	7-5-12	2	0	0	0	0	5
D29	at Cincinnati	6	0-0	0-0	0-0	0-2-2	0	0	0	0	0	0
D31	Northwestern State	14	4-5	0-0	0-0	2-3-5	0	0	0	3	3	8
J3	at Missouri (7)	8	0-1	0-0	0-0	0-2-2	2	0	0	0	0	0
J7	Kansas (14)	17	1-2	0-0	0-2	2-0-2	1	0	1	1	0	2
J9	at Oklahoma State	2	0-1	0-0	0-0	0-0-0	0	0	0	0	0	0
J14	Kansas State (18)	11	1-1	0-0	0-0	0-0-0	2	0	0	0	1	2
J17	Texas Tech	10	0-1	0-0	0-0	2-2-4	1	0	1	1	1	0
J21	at Texas A&M	11	2-2	0-0	0-0	2-2-4	3	0	0	1	1	4
J24	Baylor (6)	6	1-1	0-0	0-0	1-1-2	1	1	0	0	0	2
J28	at Kansas State (22)	17	2-3	0-0	0-0	1-2-3	4	0	0	0	0	4
F1	at Kansas (8)	19	0-1	0-0	1-2	1-5-6	4	0	0	0	1	1
F4	Iowa State	10	0-0	0-0	0-0	1-2-3	1	0	0	0	0	0
F6	Missouri (4)	14	1-6	0-0	0-0	3-4-7	1	1	0	0	1	2
F11	at Texas Tech	14	0-0	0-0	0-0	1-2-3	2	0	0	0	1	0
F14	Texas	6	0-0	0-0	0-0	0-0-0	2	0	0	0	0	0
F18	at Iowa State											
F22	Oklahoma State											
F25	at Baylor											
F29	at Texas											
M3	Texas A&M											

\* Starter

## WASHINGTON'S CAREER HIGHS

Points	9 (twice)
Field Goals	4 (twice)
Field Goal Attempts	6 (three times)
3-Point Field Goals	None
3-Point Field Goal Attempts	None
Free Throws Made	4 (twice)
Free Throw Attempts	6 vs. Sacramento State (12/21/10)
Rebounds	12 vs. South Carolina State (12/21/11)
Assists	3 vs. Coppin State (11/18/11)
Blocked Shots	3 (twice)
Steals	3 vs. Northwestern State (12/31/11)
Minutes Played	25 vs. Texas Tech (3/2/11)



# 13 JAMES FRASCHILLA

5-10, 142, FRESHMAN, GUARD  
DALLAS, TEXAS  
(HIGHLAND PARK HS)

PTS	REB	AST	MIN
0.2	0.1	0.0	1.3

## FRASCHILLA GAME BY GAME IN 2011-12

Date	Opponent	MIN	FG	3FG	FT	O-D-T	PF	A	TO	B	S	TP
N11	Idaho State					DNP						
N18	Coppin State	2	0-0	0-0	0-0	0-0-0	1	0	0	0	0	0
N24	vs. Washington State					DNP						
N25	vs. Santa Clara					DNP						
N27	vs. Saint Louis					DNP						
D2	Sacramento State					DNP						
D8	Oral Roberts	0+	0-0	0-0	0-0	0-0-0	0	0	0	0	0	0
D10	Arkansas	1	0-0	0-0	0-0	0-0-0	0	0	0	0	0	0
D17	vs. Houston					DNP						
D21	South Carolina State	2	1-2	0-0	0-0	1-0-1	1	0	0	0	0	2
D29	at Cincinnati					DNP						
D31	Northwestern State	1	0-0	0-0	0-0	0-0-0	0	0	0	0	0	0
J3	at Missouri (7)	2	0-0	0-0	0-0	0-0-0	0	0	0	0	0	0
J7	Kansas (14)	1	0-0	0-0	0-0	0-0-0	0	0	0	0	0	0
J9	at Oklahoma State					DNP						
J14	Kansas State (18)					DNP						
J17	Texas Tech					DNP						
J21	at Texas A&M					DNP						
J24	Baylor (6)					DNP						
J28	at Kansas State (22)					DNP						
F1	at Kansas (8)	2	0-0	0-0	0-0	0-0-0	0	0	0	0	0	0
F4	Iowa State					DNP						
F6	Missouri (4)					DNP						
F11	at Texas Tech	1	0-0	0-0	0-0	0-0-0	1	0	0	0	0	0
F14	Texas					DNP						
F18	at Iowa State											
F22	Oklahoma State											
F25	at Baylor											
F29	at Texas											
M3	Texas A&M											

\* Starter

## FRASCHILLA'S CAREER HIGHS

Points	2 vs. South Carolina State (12/21/11)
Field Goals	1 vs. South Carolina State (12/21/11)
Field Goal Attempts	2 vs. South Carolina State (12/21/11)
3-Point Field Goals	None
3-Point Field Goal Attempts	None
Free Throws Made	None
Free Throw Attempts	None
Rebounds	1 vs. South Carolina State (12/21/11)
Assists	None
Blocked Shots	None
Steals	None
Minutes Played	2 (four times)





# 14 CARL BLAIR

6-2, 205, JUNIOR, GUARD  
HOUSTON, TEXAS  
(UNIVERSITY OF NEW ORLEANS)

PTS	REB	AST	MIN
3.6	2.4	2.7	16.2

## BLAIR GAME BY GAME IN 2011-12


Date	Opponent	MIN	FG	3FG	FT	O-D-T	PF	A	TO	B	S	TP
N11	Idaho State	*27	3-7	3-6	3-6	0-6-6	4	5	2	0	0	12
N18	Coppin State	12	2-3	2-3	0-0	0-0-0	3	4	4	0	1	6
N24	vs. Washington State	6	0-1	0-1	0-0	0-0-0	1	0	3	0	0	0
N25	vs. Santa Clara	13	0-1	0-0	2-2	0-0-0	2	2	3	0	1	2
N27	vs. Saint Louis	17	1-4	1-2	0-0	0-1-1	0	1	4	0	2	3
D2	Sacramento State	17	1-3	1-3	2-2	3-2-5	0	3	1	0	1	5
D8	Oral Roberts	13	1-1	0-0	0-1	0-0-0	1	3	2	0	0	2
D10	Arkansas	14	0-1	0-0	3-4	0-2-2	1	2	1	0	2	3
D17	vs. Houston	13	0-1	0-0	0-0	1-1-2	1	2	1	0	1	0
D21	South Carolina State	19	1-4	1-3	0-0	1-1-2	2	5	2	0	1	3
D29	at Cincinnati	13	0-0	0-0	0-0	0-1-1	2	1	2	0	2	0
D31	Northwestern State	17	0-1	0-0	2-3	0-2-2	3	6	3	1	1	2
J3	at Missouri (7)	11	0-1	0-1	2-2	0-0-0	2	1	2	0	0	0
J7	Kansas (14)	12	2-3	1-1	6-6	0-0-0	1	3	1	0	2	11
J9	at Oklahoma State	30	6-16	2-7	6-7	3-7-10	3	2	4	0	5	20
J14	Kansas State (18)	*30	1-8	1-4	2-4	0-3-3	2	5	0	0	3	5
J17	Texas Tech	*22	0-3	0-3	0-0	0-2-2	1	4	2	0	2	0
J21	at Texas A&M	*10	0-2	0-2	0-0	1-2-3	3	3	2	0	1	0
J24	Baylor (6)	9	1-1	0-0	0-0	0-1-1	1	1	2	0	1	2
J28	at Kansas State (22)	20	0-2	0-1	2-2	0-2-2	2	5	1	1	4	2
F1	at Kansas (8)	15	0-2	0-0	0-0	1-2-3	0	3	2	0	1	0
F4	Iowa State	18	1-4	0-3	0-0	1-3-4	3	3	1	0	0	2
F6	Missouri (4)	26	2-3	2-2	0-0	0-5-5	2	3	1	0	0	6
F11	at Texas Tech	14	0-6	0-5	2-2	0-3-3	2	0	2	0	0	2
F14	Texas	7	0-1	0-1	0-0	1-1-2	1	1	2	0	0	0
F18	at Iowa State											
F22	Oklahoma State											
F25	at Baylor											
F29	at Texas											
M3	Texas A&M											

\* Starter

## BLAIR'S CAREER HIGHS

Points	.....23 vs. Arkansas State (2/6/10*)
Field Goals	.....6 (five times)
Field Goal Attempts	.....16 vs. Oklahoma State (1/9/12)
3-Point Field Goals	.....3 (twice)
3-Point Field Goal Attempts	.....7 (four times)
Free Throws Made	.....9 (four times)
Free Throw Attempts	.....13 vs. Colorado (1/22/11)
Rebounds	.....11 vs. Florida International (1/2/10)
Assists	.....11 (twice)
Blocked Shots	.....1 (four times)
Steals	.....5 vs. Oklahoma State (1/9/12)
Minutes Played	.....40 (twice*)

\* At University of New Orleans



# 15 TYLER NEAL

6-7, 227, SOPHOMORE, FORWARD  
OKLAHOMA CITY, OKLA.  
(PUTNAM CITY WEST HS)

PTS	REB	3FG%	MIN
4.0	2.5	.353	13.0

## NEAL GAME BY GAME IN 2011-12

Date	Opponent	MIN	FG	3FG	FT	O-D-T	PF	A	TO	B	S	TP
N11	Idaho State	15	2-3	0-0	0-0	4-3-7	1	1	2	0	1	4
N18	Coppin State	18	3-8	3-6	0-0	1-2-3	3	1	1	0	0	9
N24	vs. Washington State	13	0-1	0-1	2-2	0-3-3	2	0	0	1	0	2
N25	vs. Santa Clara	8	1-2	1-2	0-0	0-2-2	2	0	0	0	0	3
N27	vs. Saint Louis	16	1-2	1-2	4-4	1-0-1	1	0	0	0	1	7
D2	Sacramento State	19	3-7	2-5	0-0	0-3-3	1	1	2	0	0	8
D8	Oral Roberts	19	1-1	1-1	2-2	0-3-3	1	1	2	0	2	5
D10	Arkansas	28	5-9	4-8	4-4	0-5-5	3	4	1	0	0	18
D17	vs. Houston	23	2-4	1-3	4-5	2-4-6	3	1	1	0	2	9
D21	South Carolina State	17	1-7	0-3	1-2	0-2-2	1	1	1	0	2	3
D29	at Cincinnati	21	3-8	2-6	0-1	1-4-5	5	0	1	0	0	8
D31	Northwestern State	14	1-1	0-0	0-0	0-1-1	2	0	3	0	0	2
J3	at Missouri (7)	14	0-3	0-1	0-0	0-0-0	2	1	2	0	0	0
J7	Kansas (14)	9	0-1	0-1	1-2	0-0-0	0	0	1	1	1	1
J9	at Oklahoma State	21	0-3	0-2	0-0	5-2-7	3	0	1	0	2	0
J14	Kansas State (18)	6	1-1	1-1	1-2	0-0-0	1	1	2	0	0	4
J17	Texas Tech	8	1-2	0-1	0-0	0-0-0	0	0	1	0	0	2
J21	at Texas A&M	8	0-2	0-2	0-0	0-1-1	0	0	1	0	0	0
J24	Baylor (6)	7	0-0	0-0	0-0	0-0-0	0	1	0	0	0	0
J28	at Kansas State (22)	2	0-0	0-0	0-0	0-1-0	0	0	2	0	0	0
F1	at Kansas (8)	7	2-3	0-0	0-0	0-1-1	0	1	0	0	0	4
F4	Iowa State	7	1-2	0-1	0-0	1-4-5	0	1	0	0	0	2
F6	Missouri (4)	2	0-0	0-0	0-0	0-1-1	1	0	1	0	0	0
F11	at Texas Tech	6	0-2	0-1	0-0	0-2-2	0	0	1	0	0	0
F14	Texas	17	2-4	2-4	2-2	1-3-4	3	1	2	0	1	8
F18	at Iowa State											
F22	Oklahoma State											
F25	at Baylor											
F29	at Texas											
M3	Texas A&M											

\* Starter

## NEAL'S CAREER HIGHS

Points	.....18 vs. Arkansas (12/10/12)
Field Goals	.....5 vs. Arkansas (12/10/12)
Field Goal Attempts	.....9 vs. Arkansas (12/10/12)
3-Point Field Goals	.....4 vs. Arkansas (12/10/12)
3-Point Field Goal Attempts	.....8 vs. Arkansas (12/10/12)
Free Throws Made	.....6 vs. Virginia (11/23/10)
Free Throw Attempts	.....6 (three times)
Rebounds	.....7 (three times)
Assists	.....4 vs. Arkansas (12/10/12)
Blocked Shots	.....1 (four times)
Steals	.....2 (four times)
Minutes Played	.....28 (twice)



# 21 CAMERON CLARK

6-6, 198, SOPHOMORE, GUARD  
SHERMAN, TEXAS  
(SHERMAN HS)

PTS	REB	AST	MIN
7.8	4.1	1.2	25.9

## CLARK GAME BY GAME IN 2011-12

Date	Opponent	MIN	FG	3FG	FT	O-D-T	PF	A	TO	B	S	TP
N11	Idaho State	*22	1-10	0-3	0-2	1-2-3	2	0	1	0	2	2
N18	Coppin State	*20	2-8	0-0	0-0	1-3-4	1	4	1	2	1	4
N24	vs. Washington State	*29	5-9	0-1	1-3	1-1-2	2	1	2	0	1	11
N25	vs. Santa Clara	*26	3-10	0-0	5-6	2-0-2	3	1	2	0	0	11
N27	vs. Saint Louis	*28	7-13	0-0	0-2	3-3-6	3	1	2	1	0	14
D2	Sacramento State	*26	7-12	3-5	1-2	0-3-3	1	3	0	3	2	18
D8	Oral Roberts	*30	5-8	2-2	4-6	1-7-8	2	2	2	0	0	16
D10	Arkansas	*13	0-3	0-1	0-0	0-1-1	2	3	1	0	0	0
D17	vs. Houston	*26	6-11	0-1	2-2	0-2-2	3	0	4	0	0	14
D21	South Carolina State	*26	4-10	0-0	0-0	1-1-2	0	1	1	2	1	8
D29	at Cincinnati	*21	0-7	0-0	0-0	0-2-2	2	3	1	0	0	0
D31	Northwestern State	*30	1-5	0-0	2-2	1-8-9	3	0	3	0	0	4
J3	at Missouri (7)	*28	2-7	0-0	4-4	1-0-1	0	3	0	0	0	8
J7	Kansas (14)	*30	2-4	0-0	5-5	0-5-5	1	1	2	0	0	9
J9	at Oklahoma State	*14	2-7	0-0	0-0	1-6-7	4	3	0	0	1	4
J14	Kansas State (18)	14	4-6	0-0	2-2	0-3-3	0	0	2	0	2	10
J17	Texas Tech	23	3-9	0-0	4-6	0-3-3	0	0	1	0	2	10
J21	at Texas A&M	35	3-8	0-0	1-2	0-3-3	4	2	2	0	0	7
J24	Baylor (6)	*32	4-10	0-1	0-0	0-1-1	4	0	1	0	1	8
J28	at Kansas State (22)	*28	5-9	0-0	1-3	3-3-6	1	1	2	0	1	11
F1	at Kansas (8)	*30	2-6	0-0	0-0	1-4-5	3	0	2	0	0	4
F4	Iowa State	*29	1-8	0-1	2-4	4-7-11	3	0	4	1	2	4
F6	Missouri (4)	*18	0-1	0-1	0-2	1-0-1	1	0	1	1	1	0
F11	at Texas Tech	*32	2-6	0-1	2-2	0-6-6	2	2	2	0	0	6
F14	Texas	*38	6-9	0-0	1-2	1-6-7	1	0	1	0	0	13
F18	at Iowa State											
F22	Oklahoma State											
F25	at Baylor											
F29	at Texas											
M3	Texas A&M											

\* Starter

## CLARK'S CAREER HIGHS

Points	26 vs. Central Arkansas (12/30/10)
Field Goals	11 (twice)
Field Goal Attempts	19 vs. Baylor (2/2/11)
3-Point Field Goals	4 vs. Central Arkansas (12/30/10)
3-Point Field Goal Attempts	7 vs. Baylor (2/2/11)
Free Throws Made	6 vs. Oklahoma State (3/5/11)
Free Throw Attempts	7 vs. Oklahoma State (3/5/11)
Rebounds	11 vs. Coppin State (11/12/10)
Assists	4 (twice)
Blocked Shots	3 vs. Sacramento State (12/2/11)
Steals	3 vs. Oral Roberts (12/11/10)
Minutes Played	44 vs. Iowa State (1/29/11)



# 24 ROMERO OSBY

6-8, 232, JUNIOR, FORWARD  
MERIDIAN, MISS.  
(MISSISSIPPI STATE UNIVERSITY)

PTS	REB	FG%	MIN
12.2	7.6	.476	30.1

## OSBY GAME BY GAME IN 2011-12

Date	Opponent	MIN	FG	3FG	FT	O-D-T	PF	A	TO	B	S	TP
N11	Idaho State	*31	5-9	1-1	6-7	6-4-10	3	4	2	2	1	17
N18	Coppin State	*22	4-8	0-0	3-4	4-6-10	0	0	0	1	1	11
N24	vs. Washington State	*26	3-7	1-2	2-2	2-4-6	2	0	0	0	0	9
N25	vs. Santa Clara	*32	3-8	0-1	3-4	3-7-10	2	1	3	1	0	9
N27	vs. Saint Louis	*24	6-13	0-1	2-4	4-2-6	3	0	1	0	0	14
D2	Sacramento State	*23	4-5	0-0	0-0	2-2-4	0	3	1	0	1	8
D8	Oral Roberts	*21	3-4	0-1	1-2	4-3-7	5	0	1	2	0	7
D10	Arkansas	*32	2-5	0-0	6-6	2-5-7	0	2	2	2	0	10
D17	vs. Houston	*19	2-11	0-0	1-2	5-5-10	2	0	1	1	1	5
D21	South Carolina State	*27	4-13	0-0	2-6	4-14-18	1	1	1	1	3	10
D29	at Cincinnati	*38	6-10	0-0	0-0	2-10-12	1	0	1	0	0	12
D31	Northwestern State	*31	8-13	0-0	2-2	0-5-5	1	0	0	2	0	18
J3	at Missouri (7)	*32	3-7	0-1	0-0	0-3-3	2	1	0	1	1	6
J7	Kansas (14)	*29	3-8	0-0	3-4	4-5-9	1	0	5	0	0	9
J9	at Oklahoma State	*38	8-17	1-1	1-5	6-4-10	3	1	2	1	1	18
J14	Kansas State (18)	*28	6-8	0-1	6-6	2-4-6	4	0	3	0	1	18
J17	Texas Tech	*32	4-7	0-0	7-8	2-6-8	3	0	1	5	1	15
J21	at Texas A&M	*35	8-10	0-0	2-4	3-2-5	4	2	2	1	0	18
J24	Baylor (6)	*38	5-11	0-1	6-7	5-6-11	2	0	1	2	1	16
J28	at Kansas State (22)	*37	2-9	0-0	5-7	2-1-3	4	0	3	2	2	9
F1	at Kansas (8)	*32	6-16	1-1	6-7	3-4-7	4	2	2	1	0	19
F4	Iowa State	*33	6-9	1-1	4-4	2-2-4	3	1	1	0	1	17
F6	Missouri (4)	*29	3-8	0-0	3-8	2-4-6	2	2	5	0	1	9
F11	at Texas Tech	*29	2-7	0-1	5-8	3-5-8	4	1	3	0	0	9
F14	Texas	*35	5-10	1-1	2-4	2-3-5	5	1	2	1	1	13
F18	at Iowa State											
F22	Oklahoma State											
F25	at Baylor											
F29	at Texas											
M3	Texas A&M											

\* Starter

## OSBY'S CAREER HIGHS

Points	19 vs. Kansas (2/1/12)
Field Goals	8 (three times)
Field Goal Attempts	17 vs. Oklahoma State (1/9/12)
3-Point Field Goals	2 (five times)
3-Point Field Goal Attempts	3 (seven times)
Free Throws Made	7 (twice)
Free Throw Attempts	10 vs. Texas Tech (11/29/08*)
Rebounds	18 vs. South Carolina State (12/21/11)
Assists	4 (three times)
Blocked Shots	5 vs. Texas Tech (1/17/12)
Steals	3 (twice)
Minutes Played	38 (four times)

\* At Mississippi State



# 31 BARRY HONORÉ

6-7, 270, SENIOR, FORWARD  
GARLAND, TEXAS  
(SOUTHERN UNIVERSITY)

PTS	REB	BLK	MIN
0.8	0.9	0.4	4.7


## HONORÉ GAME BY GAME IN 2011-12

Date	Opponent	MIN	FG	3FG	FT	O-D-T	PF	A	TO	B	S	TP
N11	Idaho State	5	1-1	0-0	0-0	0-0-0	0	0	0	2	0	2
N18	Coppin State	8	0-0	0-0	2-2	2-1-3	0	0	1	1	0	2
N24	vs. Washington State	1	0-0	0-0	0-0	0-0-0	0	0	0	0	0	0
N25	vs. Santa Clara	2	0-0	0-0	0-0	0-0-0	1	0	1	0	0	0
N27	vs. Saint Louis	1	0-0	0-0	0-0	0-0-0	0	0	0	0	0	0
D2	Sacramento State	5	1-3	0-0	0-0	1-0-1	1	0	1	1	0	2
D8	Oral Roberts	3	0-2	0-0	0-0	0-0-0	0	0	0	0	0	0
D10	Arkansas	10	1-1	0-0	0-0	2-1-3	2	0	0	1	0	2
D17	vs. Houston	5	0-0	0-0	0-0	0-0-0	0	0	0	1	0	0
D21	South Carolina State	10	1-1	0-0	0-0	2-0-2	0	0	0	1	0	2
D29	at Cincinnati	2	0-0	0-0	0-0	0-1-1	0	0	0	0	0	0
D31	Northwestern State	12	1-2	0-0	2-4	3-1-4	1	2	1	0	0	4
J3	at Missouri (7)	4	0-1	0-0	0-0	0-0-0	1	0	0	0	0	0
J7	Kansas (14)	7	0-0	0-0	0-1	2-0-2	0	0	1	1	0	0
J9	at Oklahoma State	4	0-0	0-0	0-0	0-0-0	0	0	0	0	0	0
J14	Kansas State (18)					DNP						
J17	Texas Tech	3	0-0	0-0	0-0	0-0-0	1	0	0	0	0	0
J21	at Texas A&M					DNP						
J24	Baylor (6)					DNP						
J28	at Kansas State (22)					DNP						
F1	at Kansas (8)	2	0-1	0-0	0-0	1-0-1	0	0	0	0	0	0
F4	Iowa State					DNP						
F6	Missouri (4)					DNP						
F11	at Texas Tech	1	0-0	0-0	0-0	0-0-0	0	0	0	0	0	0
F14	Texas					DNP						
F18	at Iowa State											
F22	Oklahoma State											
F25	at Baylor											
F29	at Texas											
M3	Texas A&M											

\* Starter

## HONORÉ'S OKLAHOMA HIGHS

Points	6 (twice)
Field Goals	3 (twice)
Field Goal Attempts	4 vs. Texas Southern (11/18/10)
3-Point Field Goals	None
3-Point Field Goal Attempts	1 vs. Texas A&M (1/8/11)
Free Throws Made	2 vs. Northwestern State (12/31/11)
Free Throw Attempts	4 vs. Northwestern State (12/31/11)
Rebounds	4 vs. Northwestern State (12/31/11)
Assists	2 (twice)
Blocked Shots	2 (twice)
Steals	None
Minutes Played	19 vs. Texas Southern (11/18/10)



# 32 CASEY ARENT

6-10, 227, JUNIOR, CENTER  
PENRYN, CALIF.  
(SIERRA COLLEGE)

PTS	REB	STL	MIN
1.2	2.0	0.3	6.8

## ARENT GAME BY GAME IN 2011-12

Date	Opponent	MIN	FG	3FG	FT	O-D-T	PF	A	TO	B	S	TP
N11	Idaho State	12	1-2	0-0	2-2	1-0-1	1	0	3	0	1	4
N18	Coppin State	13	3-5	0-0	0-0	3-6-9	2	1	1	1	0	6
N24	vs. Washington State	9	1-3	0-0	0-0	2-1-3	0	0	2	1	0	2
N25	vs. Santa Clara	8	1-2	0-0	0-0	1-1-2	2	0	0	0	0	2
N27	vs. Saint Louis	15	1-2	0-0	0-0	1-0-1	3	0	0	0	0	2
D2	Sacramento State	13	0-2	0-0	0-0	1-2-3	1	0	3	0	2	0
D8	Oral Roberts	6	0-3	0-0	0-0	2-0-2	2	0	1	0	0	0
D10	Arkansas	5	0-1	0-0	0-0	0-0-0	2	0	1	0	1	0
D17	vs. Houston					DNP						
D21	South Carolina State	10	2-4	0-0	0-0	4-5-9	2	0	1	0	0	4
D29	at Cincinnati					DNP						
D31	Northwestern State	7	0-0	0-0	2-2	0-1-1	3	0	0	0	0	2
J3	at Missouri (7)	4	0-2	0-0	0-0	1-1-2	1	0	0	0	0	0
J7	Kansas (14)	1	0-0	0-0	0-0	0-0-0	0	0	0	0	0	0
J9	at Oklahoma State	5	0-0	0-0	0-0	0-1-1	0	0	0	0	0	0
J14	Kansas State (18)	5	0-0	0-0	0-0	0-0-0	0	0	0	0	1	0
J17	Texas Tech	6	0-0	0-0	0-0	0-1-1	4	0	0	0	1	0
J21	at Texas A&M	8	2-2	0-0	0-0	2-2-4	2	0	0	0	0	4
J24	Baylor (6)	4	0-0	0-0	0-0	0-0-0	0	0	0	0	0	0
J28	at Kansas State (22)					DNP						
F1	at Kansas (8)	2	0-0	0-0	0-0	0-1-1	0	0	1	0	0	0
F4	Iowa State					DNP						
F6	Missouri (4)	3	0-0	0-0	0-0	0-0-0	0	0	0	0	0	0
F11	at Texas Tech	3	0-0	0-0	0-0	0-1-1	2	0	1	0	0	0
F14	Texas	4	0-1	0-0	0-0	1-0-1	1	0	1	0	0	0
F18	at Iowa State											
F22	Oklahoma State											
F25	at Baylor											
F29	at Texas											
M3	Texas A&M											

\* Starter

## ARENT'S CAREER HIGHS

Points	6 vs. Coppin State (11/18/11)
Field Goals	3 vs. Coppin State (11/18/11)
Field Goal Attempts	5 vs. Coppin State (11/18/11)
3-Point Field Goals	None
3-Point Field Goal Attempts	None
Free Throws Made	2 (twice)
Free Throw Attempts	2 (twice)
Rebounds	9 (twice)
Assists	1 vs. Coppin State (11/18/11)
Blocked Shots	1 (twice)
Steals	2 vs. Sacramento State (12/2/11)
Minutes Played	15 vs. Saint Louis (11/27/11)

# ROSTERS

## NUMERICAL

No.	Name	Pos.	Cl.	Ht.	Wt.	Hometown (Last School)
1	Sam Grooms	G	Jr.	6-1	203	Greensboro, N.C. (Chipola College [Fla.])
2	Steven Pledger**	G	Jr.	6-4	222	Chesapeake, Va. (Atlantic Shores Christian School)
3	T.J. Franklin^	G	Sr.	5-11	175	Fort Worth, Texas (North Crowley HS)
4	Andrew Fitzgerald**	F	Jr.	6-8	247	Baltimore, Md. (Brewster Academy [N.H.])
5	C.J. Washington*	F	Sr.	6-7	230	Stringtown, Okla. (Connors State JC)
12	Jarrold Kruger#	G	So.	6-1	174	Topeka, Kan. (Kansas State University)
13	James Fraschilla^	G	Fr.	5-10	142	Dallas, Texas (Highland Park HS)
14	Carl Blair*	G	Jr.	6-2	205	Houston, Texas (University of New Orleans)
15	Tyler Neal*	F	So.	6-7	227	Oklahoma City, Okla. (Putnam City West HS)
21	Cameron Clark*	G	So.	6-6	198	Sherman, Texas (Sherman HS)
22	Amath M'Baye#	F	Jr.	6-9	214	Bordeaux, France (University of Wyoming)
24	Romero Osby	F	Jr.	6-8	232	Meridian, Miss. (Mississippi State University)
31	Barry Honoré*^	F	Sr.	6-7	270	Garland, Texas (Southern University)
32	Casey Arent	C	Jr.	6-10	227	Penryn, Calif. (Sierra College)

## ALPHABETICAL

No.	Name	Pos.	Cl.	Ht.	Wt.	Hometown (Last School)
32	Casey Arent	C	Jr.	6-10	227	Penryn, Calif. (Sierra College)
14	Carl Blair*	G	Jr.	6-2	205	Houston, Texas (University of New Orleans)
21	Cameron Clark*	G	So.	6-6	198	Sherman, Texas (Sherman HS)
4	Andrew Fitzgerald**	F	Jr.	6-8	247	Baltimore, Md. (Brewster Academy [N.H.])
3	T.J. Franklin^	G	Sr.	5-11	175	Fort Worth, Texas (North Crowley HS)
13	James Fraschilla^	G	Fr.	5-10	142	Dallas, Texas (Highland Park HS)
1	Sam Grooms	G	Jr.	6-1	203	Greensboro, N.C. (Chipola College [Fla.])
31	Barry Honoré*^	F	Sr.	6-7	270	Garland, Texas (Southern University)
12	Jarrold Kruger#	G	So.	6-1	174	Topeka, Kan. (Kansas State University)
22	Amath M'Baye#	F	Jr.	6-9	214	Bordeaux, France (University of Wyoming)
15	Tyler Neal*	F	So.	6-7	227	Oklahoma City, Okla. (Putnam City West HS)
24	Romero Osby	F	Jr.	6-8	232	Meridian, Miss. (Mississippi State University)
2	Steven Pledger**	G	Jr.	6-4	222	Chesapeake, Va. (Atlantic Shores Christian School)
5	C.J. Washington*	F	Sr.	6-7	230	Stringtown, Okla. (Connors State JC)

\* Letters earned at Oklahoma

^ Walk-on

# Sitting out the 2011-12 season due to NCAA transfer rules

### STAFF

**Head Coach:** Lon Kruger (Kansas State '75)

#### Assistant Coaches:

Chris Crutchfield (Nebraska-Omaha '92)

Steve Henson (Kansas State '90)

Lew Hill (Wichita State '88)

#### Director of Operations:

Mike Shepherd (Kansas State '92)

#### Video Coordinator:

Scott Thompson (Mississippi '02)

### Director of Student-Athlete Performance:

Jozsef Szendrei (Oklahoma '03)

**Trainer:** Alex Brown (Appalachian State '79)

### PRONUNCIATION GUIDE

Casey **Arent**: ARNT

James **Fraschilla**: frush-SHILL-UH

Barry **Honoré**: ahn-o-RAY

**Amath M'Baye**: ah-MOTT EM-by

Romero **Osby**: AHZ-bee